



Grupo Nutresa S. A.

Condensed Separate Interim Financial
Statements as of June 30st of 2018

(Unaudited Information)

UN FUTURO
ENTRE TODOS



Separate Financial Position Statement

At June 30, 2018 and December 31, 2017 (values expressed in millions of Colombian Pesos)
(Unaudited information)

	Notes	June 2018	December 2017
ASSETS			
Current assets			
Cash and cash equivalents		\$ 206	\$ 465
Trade and other accounts receivables	7	48.523	14.481
Other current assets		486	402
Total current assets		\$ 49.215	\$ 15.348
Non-current assets			
Trade and other accounts receivables		2.963	2.965
Investments in subsidiaries	5	4.733.391	4.872.188
Investments in associated	6	147.717	149.441
Other financial non-current assets	7	3.819.937	4.061.685
Deferred tax assets		5.462	5.227
Other non-current assets		9	6
Total non-current assets		\$ 8.709.479	\$ 9.091.512
TOTAL ASSETS		\$ 8.758.694	\$ 9.106.860
LIABILITIES			
Current liabilities			
Trade and other account payables	9	204.984	69.855
Income tax and other taxes, payable		256	416
Employee benefits liabilities		874	1.205
Total current liabilities		\$ 206.114	\$ 71.476
Non-current liabilities			
Trade and other accounts payables		158	158
Employee benefits liabilities		15.645	15.126
Deferred tax liabilities		8.931	9.449
Total non-current liabilities		\$ 24.734	\$ 24.733
TOTAL LIABILITIES		\$ 230.848	\$ 96.209
EQUITY			
Share capital issued		2.301	2.301
Paid-in-capital		546.832	546.832
Reserves		3.915.685	3.746.020
Retained earnings		3	3
Other comprehensive income, accumulated		3.810.338	4.285.216
Earnings for the period		252.687	430.279
TOTAL EQUITY		\$ 8.527.846	\$ 9.010.651
TOTAL LIABILITIES AND EQUITY		\$ 8.758.694	\$ 9.106.860

The Notes are an integral part of the Condensed Separate Interim Financial Statements.



Carlos Ignacio Gallego Palacio
President



Jaime León Montoya Vásquez
General Accountant
Professional Card No. 45056-T



Bibiana Moreno Vásquez
External Auditor – Professional Card No. 167200-T
Designed by PricewaterhouseCoopers.
(See Limited Revision Report of July 27, 2018)

Separate Comprehensive Income Statement


From January 1st to June 30st (values expressed in millions of Colombian Pesos)
(Unaudited)

	Notes	January - June 2018	January - June 2017
Operating Income		\$ 253.622	\$ 237.814
Portfolio dividends	7	57.386	54.204
Share of profit, for the period of subsidiaries	5	196.949	182.799
Share of profit, for the period of associates	6	(713)	811
Gross profit		\$ 253.622	\$ 237.814
Administrative expenses		(1.713)	(2.224)
Exchange differences on operating assets and liabilities		(1)	(1)
Other operating income, net		1.001	1.321
Operating profit		\$ 252.909	\$ 236.910
Financial income		1	2
Financial expenses		(513)	(756)
Exchange differences on non-operating assets and liabilities		(3)	1
Income before tax		\$ 252.394	\$ 236.157
Current income tax		(127)	(42)
Deferred income tax		420	338
Net profit for the period		\$ 252.687	\$ 236.453
Earnings per share (*)			
Basic, attributable to controlling interest (in Colombian Pesos)		549,17	513,89
(*) Calculated on 460,123,458 shares, which have not been modified during the period covered by these Financial Statements.			
OTHER COMPREHENSIVE INCOME			
Items that are not subsequently reclassified to profit or loss:			
Equity investments, measured at fair value	7	(241.748)	199.657
Total items that are not subsequently reclassified to profit or loss		\$ (241.748)	\$ 199.657
Items that may be subsequently reclassified to profit and loss:			
Share of other comprehensive income of subsidiaries	5	(232.453)	67.378
Share of other comprehensive income of associates	6	(1.011)	3.356
Income tax from items that will be reclassified		334	(1.107)
Total items that are or may be subsequently reclassified to profit and loss:		\$ (233.130)	\$ 69.627
Other comprehensive income, net taxes		\$ (474.878)	\$ 269.284
TOTAL COMPREHENSIVE INCOME FOR THE PERIOD		\$ (222.191)	\$ 505.737

The Notes are an integral part of the Condensed Separate Interim Financial Statements.



Carlos Ignacio Gallego Palacio
President



Jaime León Montoya Vásquez
General Accountant
Professional Card No. 45056-T



Bibiana Moreno Vásquez
External Auditor – Professional Card No. 167200-T
Designed by PricewaterhouseCoopers.
(See Limited Revision Report of July 27, 2018)

Separate Comprehensive Income Statement

From April 1st to June 30st (values expressed in millions of Colombian Pesos)
(Unaudited)

	Notes	April - June 2018	April - June 2017
Operating Income		\$ 128.813	\$ 100.679
Portfolio dividends	7	26.176	-
Share of profit, for the period of subsidiaries	5	100.965	98.122
Share of profit, for the period of associates	6	1.672	2.557
Gross profit		\$ 128.813	\$ 100.679
Administrative expenses		(952)	(1.035)
Exchange differences on operating assets and liabilities		(1)	(1)
Other operating income, net		566	1.301
Operating profit		\$ 128.426	\$ 100.944
Financial income		1	1
Financial expenses		(256)	(472)
Exchange differences on non-operating assets and liabilities		2	3
Income before tax		\$ 128.173	\$ 100.476
Current income tax		(27)	(21)
Deferred income tax		(417)	(581)
Net profit for the period		\$ 127.729	\$ 99.874
Earnings per share (*)			
Basic, attributable to controlling interest (in Colombian Pesos)		277,60	217,06
(*) Calculated on 460,123,458 shares, which have not been modified during the period covered by these Financial Statements.			
OTHER COMPREHENSIVE INCOME			
Items that are not subsequently reclassified to profit or loss:			
Equity investments, measured at fair value	7	102.001	70.783
Total items that are not subsequently reclassified to profit or loss		\$ 102.001	\$ 70.783
Items that may be subsequently reclassified to profit and loss:			
Share of other comprehensive income of subsidiaries	5	11.627	163.116
Share of other comprehensive income of associates	6	(674)	3.574
Income tax from items that will be reclassified		223	(1.178)
Total items that are or may be subsequently reclassified to profit and loss:		\$ 11.176	\$ 165.512
Other comprehensive income, net taxes		\$ 113.177	\$ 236.295
TOTAL COMPREHENSIVE INCOME FOR THE PERIOD		\$ 240.906	\$ 336.169

The Notes are an integral part of the Condensed Separate Interim Financial Statements.



Carlos Ignacio Gallego Palacio
President



Jaime León Montoya Vásquez
General Accountant
Professional Card No. 45056-T



Bibiana Moreno Vásquez
External Auditor – Professional Card No. 167200-T
Designed by PricewaterhouseCoopers.
(See Limited Revision Report of July 27, 2018)

Separate Change in Equity Statement


From January 1st to June 30st (values expressed in millions of Colombian Pesos)
(Unaudited information)

	Share capital issued	Paid-in-capital	Reserves	Retained earnings	Profit for the period	Other comprehensive income, accumulated	Total
Balance at December 31, 2017	2.301	546.832	3.746.020	3	430.279	4.285.216	9.010.651
Profit for the period					252.687		252.687
Other comprehensive income for the period						(474.878)	(474.878)
Comprehensive income for the period					252.687	(474.878)	(222.191)
Transfer to income, in prior years				430.279	(430.279)		-
Cash dividends (Note 9)			(64.218)	(196.396)			(260.614)
Appropriation of reserves			233.883	(233.883)			-
Balance at June 30, 2018	2.301	546.832	3.915.685	3	252.687	3.810.338	8.527.846
Balance at December 31, 2016	2.301	546.832	3.592.671	-	399.098	3.899.132	8.440.034
Profit for the period					236.453		236.453
Other comprehensive income for the period						269.284	269.284
Comprehensive income for the period	-	-	-		236.453	269.284	505.737
Transfer to accumulated results				399.098	(399.098)		-
Cash dividends (Note 9)			(2.761)	(242.945)			(245.706)
Appropriation of reserves			156.153	(156.153)			-
Tax on wealth (Note 8)			(43)				(43)
Balance at June 30, 2017	2.301	546.832	3.746.020	-	236.453	4.168.416	8.700.022

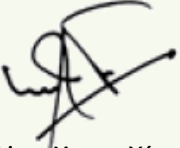
The Notes are an integral part of the Condensed Separate Interim Financial Statements.



Carlos Ignacio Gallego Palacio
President



Jaime León Montoya Vásquez
General Accountant
Professional Card No. 45056-T



Bibiana Moreno Vásquez
External Auditor – Professional Card No. 167200-T
Designed by PricewaterhouseCoopers.
(See Limited Revision Report of July 27, 2018)

Separate Cash-flow Statement

From January 1st to June 30st (values expressed in millions of Colombian Pesos)
(Unaudited information)

	January - June 2018	January - June 2017
Cash flow from operating activities		
Dividends received	\$ 123.538	\$ 132.716
Dividends paid (Note 9)	(126.304)	(118.298)
Proceeds from sales of goods and services	1.053	-
Payments to suppliers for goods and services	(448)	(1.152)
Payments to and on behalf of employees	(4.055)	(3.376)
Income taxes and tax on wealth, paid	(196)	336
Other cash inflows	6.126	9.162
Net cash flow (used in) from operating activities	\$ (286)	\$ 19.388
Cash flows from investing activities		
Purchases of equity of associates and joint ventures (Note 6)	-	(19.367)
Other cash inflows	31	139
Net cash flows from (used in) investment activities	\$ 31	\$ (19.228)
Cash flow from financing activities		
Other cash outflows	(1)	(124)
Net cash flow used in financing activities	\$ (1)	\$ (124)
Decrease in cash and cash equivalents from activities	\$ (256)	\$ 36
Net foreign exchange differences	(3)	1
Net decrease in cash and cash equivalents	(259)	37
Cash and cash equivalents, at the beginning of the period	465	42
Cash and cash equivalents at the end of the period	\$ 206	\$ 79


The Notes are an integral part of the Condensed Separate Interim Financial Statements.



Carlos Ignacio Gallego Palacio
President



Jaime León Montoya Vásquez
General Accountant
Professional Card No. 45056-T



Bibiana Moreno Vásquez
External Auditor - Professional Card No. 167200-T
Designed by PricewaterhouseCoopers.
(See Limited Revision Report of Julio 27, 2018)

Notes for the Condensed Separate Interim Financial Statements

For the six-month interim period, between January 1st and June 30st of 2018 and 2017, except for the Statement of Financial Position, which is presented, for comparison purposes, at December 31, 2017.

(Values are expressed as millions of Colombian Pesos, except for the values in foreign currency, exchange rates, and number of shares).

Note 1. CORPORATE INFORMATION

1.1 Entity and corporate purpose

Grupo Nutresa S.A., (hereinafter referred to as: Grupo Nutresa, the Company, or Nutresa, indistinctly), is a corporation of Colombian nationality, incorporated on April 12, 1920, with its headquarters in the City of Medellin, Colombia; its terms expire on April 12, 2050. The Corporate Business Purpose consists of the investment or application of available resources, in organized enterprises, under any of the forms permitted by law, whether domestic or foreign, and aimed at the use of any legal economic activity, either tangible or intangible assets, with the purpose of safeguarding its capital.

The Company is the Parent of Grupo Nutresa, constitutes an integrated and diversified food industry group that operates mainly in Colombia and Latin America.

Note 2. BASIS OF PREPARATION

Grupo Nutresa's Condensed Separate Interim Financial Statements, for the interim period of three-months, ended June 30, 2018, and January 1st and June 30th of 2018, are prepared in accordance with the International Financial Reporting Standards (hereinafter IFRS), issued by the International Accounting Standards Board, (hereinafter IASB), and interpretations, issued by the International Financial Reporting Interpretations Committee (hereinafter IFRIC), and approved in Colombia through Decree 2784 of 2012, Decree 3023 of 2013, Decree 2420 of 2015, their regulations, and other accounting standards, issued by the Financial Superintendence of Colombia.

The Separate Financial Statements are prepared, in accordance with IAS 27, Grupo Nutresa, as the Parent Company, presents the Condensed Separate Interim Financial Statements available on our website: www.gruponutresa.com.

2.1 Basis of measurement

The Condensed Separate Interim Financial Statements, for the quarterly period, ended June 30, 2018, have been prepared in accordance with IAS 34 Interim Financial Reporting, and therefore, do not include all information and disclosures required for Annual Financial Statements.

The Separate Condensed Financial Statements have been prepared on a historical cost basis, except for the measurements at fair value of certain financial instruments, as described in the policies herewith. The carrying value of recognized assets and liabilities, that have been designated as hedged items, in fair value hedges, and which would otherwise be accounted for at amortized cost and are adjusted to record changes in the fair values, attributable to those risks, that are covered under "Effective hedges".

2.2 Functional and presentation currency

The Financial Statements are presented in Colombian Pesos, which is both the functional and presentation currency of Grupo Nutresa. These figures are expressed in millions of Colombian Pesos, except for net earnings per share and the representative market exchange rates, which are expressed as Colombian Pesos, and other currencies (E.g. USD, Euros, Pounds Sterling, among others), which are expressed as monetary units.

2.3 Classification of items in current and non-current

Grupo Nutresa presents assets and liabilities, in the Statement of Financial Position, classified as current and non-current. An asset is classified as current, when the entity: expects to realize the asset, or intends to sell or consume within its normal operating cycle, holds the asset primarily for negotiating purposes, expects to realize the asset within twelve months after the reporting period is reported, or the asset is cash or cash equivalent, unless the asset is restricted for a period of twelve months after the close of the reporting period. All other assets are classified as non-current. A liability is classified as current, when the entity expects to liquidate the liability, in the normal cycle of operation, or maintains it for negotiation purposes.

Note 3. SIGNIFICANT ACCOUNTING POLICIES

The accounting policies, applied in preparing the Condensed Separate Interim Financial Statements, for the interim period at June 30st of 2018, are consistent with those used in preparing the annual Financial Statements, prepared at December 31, 2017, under the International Financial Reporting Standards, approved in Colombia.

Grupo Nutresa applies the following significant accounting policies in preparing its Financial Statements:

3.1 Investments in subsidiaries

A subsidiary is an entity controlled by one of the companies that make up Grupo Nutresa. Control exists when any of the Group companies has the power to direct the relevant activities of the subsidiary, which are generally: the operating activities and the financing to obtain benefits from its activities, and is exposed, or has rights, to those variable yields.

Investments in subsidiaries are measured in the Separate Condensed Financial Statements of Grupo Nutresa, using *the equity method*, according to the established regulations in Colombia, under which the investment is initially recorded at cost, and is adjusted with the changes in participation of Grupo Nutresa, over the net assets of the subsidiary, after the date of acquisition, minus any impairment loss of the investment. The losses of the subsidiary, that exceed Grupo Nutresa's participation in the investment, are recognized as provisions, only when it is probable that there will be an outflow of economic benefits and there is a legal or implicit obligation.

3.2 Investments in associates and joint ventures

An associate is an entity over which Grupo Nutresa has significant influence over financial and operating policies, without having control or joint control.

A joint venture is an entity that Grupo Nutresa controls jointly with other participants, where, together, they maintain a contractual agreement that establishes joint control over the relevant activities of the entity.

At the date of acquisition, the excess acquisition cost, over the net fair value of the identifiable assets, liabilities, and contingent liabilities, assumed by the associate or joint venture, is recognized as goodwill. Goodwill is included in the book value of the investment and is not amortized, nor is it individually tested for impairment.

Investments in associates or joint ventures are measured in the Separate Financial Statements, using *the equity method*, under which the investment is initially recorded at cost, and is adjusted with changes of the participation of Grupo Nutresa, over the net assets of the associate or joint venture after the date of acquisition minus any impairment loss on the investment. The losses of the associate or joint venture, that exceed Grupo Nutresa's shares in the investment, are recognized as a provision, only when it is probable that there will be an outflow of economic benefit and there is a legal or implicit obligation.

Where *the equity method* is applicable, adjustments are made to homologize the accounting policies of the associate or joint venture with those of Grupo Nutresa. The portion that corresponding to Grupo Nutresa of profit and loss, obtained from the measurement of at fair value, at the date of acquisition, is incorporated into the Financial Statements, and gains and losses from transactions between Grupo Nutresa and the associate or joint venture, to the extent of Grupo Nutresa's participation in the associate or joint venture. *The equity method* is applied from the date of the acquisition, to the date that significant influence or joint control over the entity is lost.

The portion of profit and loss, of an associate or joint venture, is presented in the Statement of Comprehensive Income, for the period, net of taxes and non-controlling interest in the subsidiaries of the associate or joint venture. The portion of changes, recognized directly in equity and other comprehensive income of the associate or joint venture, is presented in the Statement of Changes in Equity and other comprehensive income. Cash dividends received, from the associate or joint ventures, are recognized by reducing the book value of the investment.

Grupo Nutresa periodically analyzes the existence of impairment indicators and, if necessary, recognizes impairment losses of the associate or joint venture investment. Impairment losses are recognized in profit and loss and are calculated as the difference between the recoverable amount of the associate or joint venture, (which is the higher of the two values, between the value in use and its fair value minus cost to sell), and the book value.

When the significant influence over an associate or joint control is lost, Grupo Nutresa measures and recognizes any retained residual investment, at fair value. The difference between the book amount of the associate or joint venture, (taking into account the relevant items of other comprehensive income) and the fair value of the retained residual investment at its value from sale is recognized in profit and loss, for the period.

3.3 Foreign currency

Transactions made in a currency other than the functional currency of the Company are translated, using the exchange rate at the date of the transaction. Subsequently, monetary assets and liabilities denominated in foreign currencies are translated, using the exchange rates at the closing of the Financial Statements and taken from the information published by the official body responsible for certifying this information. Non-monetary items, that are measured at fair value, are translated, using the exchange rates on the date when its fair value is determined, and non-monetary items that are measured at historical cost, are translated using the exchange rates determined on the date of the original transaction.

All exchange differences, arising from operating assets and liabilities, are recognized on the Income Statement, as part of income and operating expenses. Exchange differences in other assets and liabilities are recognized as income or expense, except for, monetary items that provide an effective hedge, for a net investment in a foreign operation, and from investments in shares classified as fair value through equity. These items and their tax impact are recognized in "Other comprehensive income", until disposal of the net investment, at which time are recognized in profit and loss.

3.4 Cash and cash equivalents

Cash and cash equivalents, in the Statement of Financial Position and Statement of Cash Flows, include cash on hand and banks, highly liquid investments readily convertible to a known amount of cash, and subject to an insignificant risk of changes in its value, with a maturity of three months or less from the date of purchase. These items are initially recognized at historical cost and are restated to recognize its fair value at the date of each accounting year.

3.5 Financial instruments

A financial instrument is any contract that gives rise to a financial asset of one entity and, simultaneously, to a financial liability or equity instrument of another entity. Financial assets and liabilities are initially recognized at fair value, plus (less), the transaction costs directly attributable, except for those who are subsequently measured at fair value.

At initial recognition, Grupo Nutresa classifies its financial assets for subsequent measurement at amortized cost or fair value, depending on Grupo Nutresa's business model for the administration of financial assets and the characteristics of the contractual cash flows of the instrument, or as derivatives designated as hedging instruments in an effective hedge, accordingly.

(i) Financial assets measured at amortized cost

A financial asset is subsequently measured at amortized cost, using the effective interest rate, if the asset is held within a business model, whose objective is to keep the contractual cash flows, and the contractual terms of the same, grant, on specific dates, cash flows that are solely for payments of principal and interest on the value of outstanding capital. Notwithstanding the foregoing, Grupo Nutresa designates a financial asset as irrevocably, measured at fair value, with changes to profit and loss.

Grupo Nutresa has determined that the business model for accounts receivable is to receive the contractual cash flows, which is why they are included in this category.

(ii) Financial assets measured at amortized cost

Financial assets, different from those measured at amortized cost, are subsequently measured at fair value, with changes recognized in profit and loss. However, for investments in equity instruments, that are not held for trading purposes, Grupo Nutresa irrevocably chooses to present gains or losses on the fair value measurement in "Other comprehensive income". Upon disposal of investments at fair value, through "Other comprehensive income", the accumulated value of the OCI is transferred directly to retained earnings and are not reclassified to profit and loss, in that period. Cash dividends received from these investments are recognized in the profit and loss of that period.

The fair values of quoted investments are based on the valid quoted prices.

Financial assets measured at fair value are not tested for impairment.

(iii) Impairment of financial assets at amortized cost

Financial assets measured at amortized cost are assessed for indicators of impairment at each balance date. Financial assets are impaired, when there exists, objective evidence, that, as a result of one or more events occurring after the initial recognition of the financial asset, the estimated future flows of the financial asset, (or group of financial assets) have been impacted.

The criteria used to determine if there is objective evidence of impairment losses, includes:

- significant financial difficulty of the issuer or counterparty
- non-payment of principal and interest
- probability that the lender will declare bankruptcy or financial reorganization

The amount of the impairment is the difference between the book value of the asset, and the present value of estimated future cash flows, discounted at the original effective rate of the financial asset. The book value of the asset is reduced, and the amount of the loss is recognized in profit and loss, for the period.

(iv) Derecognition

A financial asset, or a part of it, is derecognized from the Statement of Financial Position, when it is sold, transferred, expires, or Grupo Nutresa loses control over the contractual rights or the cash flows of the instrument. A financial liability, or a portion of it, is derecognized from the Statement of Financial Position, when the contractual obligation has been settled, or has expired. When an existing financial liability is replaced by another, from the same counterparty on substantially different terms, or the terms of an existing liability are substantially modified, such an exchange or modification, it is treated as a derecognition of the original liability and the recognition of a new liability, and the difference in the respective book value is recognized in the Comprehensive Income Statement, in profit and loss.

(v) Modification

In some circumstances, the renegotiation, or modification of the contractual cash flows, of a financial asset, may lead to the derecognition of an existing financial asset. When the modification of a financial asset results in the derecognition of an existing financial asset, and the subsequent recognition of a modified financial asset, it is considered a new financial asset. Accordingly, the date of the modification will be treated as the date of initial recognition, of that financial asset, when applying the impairment requirements of the modified financial asset.

(vi) *Financial liabilities*

Financial liabilities are subsequently measured at amortized cost, using the effective interest rate. Financial liabilities include balances with suppliers and accounts payable, financial obligations, and other derivative financial liabilities. This category also includes those derivative financial instruments, taken by the Group, that are not designated as hedging instruments, in effective hedging risks.

(vii) *Offsetting financial instruments*

Financial assets and financial liabilities are offset so that the net value is reported on the Statement of Financial Position, only if (i) there is, at present, a legally enforceable right to offset the amounts recognized, and (ii) there is an intention to settle on a net basis, or to realize the assets and settle the liabilities, simultaneously.

3.6 Taxes

This heading includes the value of mandatory general-nature taxation in favor of the State, by way of private closeouts, that are based on the taxes of the fiscal year, and responsibility of each company, according to the tax norms of national and territorial governing entities, in the countries where Grupo Nutresa operate.

a) Income tax

(i) Current

Current assets and liabilities, generated from the income tax, for the period, are measured by the values expected to be recovered or paid to the taxation authorities. Expenses for income tax is recognized under current tax, in accordance with the tax clearance, between taxable incomes and accounting profit and loss, impacted by the rate of income tax in the current year, in accordance with the effective tax rules in Colombia. Taxes rates and tax norms or laws used to compute these values are those that are approved at the end of the reporting period, over which it is reported. Current assets and liabilities, from income tax are compensated for, if related to the same Fiscal Authority, and whose intention is to settle for a net value or realize the asset, and settle the liability, simultaneously.

(ii) Deferred

Deferred income tax is recognized, using *the liability method* and is calculated on temporary differences between the taxable bases of assets and liabilities in and book value. Deferred tax liabilities are generally recognized for all temporary tax differences imposed, and all of the deferred tax assets are recognized, for all temporary deductible differences, future compensation of tax credits, and unused tax losses, to the extent that it is likely there will be availability of future tax profit, against which, they can be attributed. Deferred taxes are not subject to financial discount.

Deferred asset and liability taxes are not recognized, if a temporary difference arises from the initial recognition of an asset or liability, in a transaction that is not a business combination, and at the time of the transaction, it impacted neither the accounting profit nor taxable profit and loss; and in the case of deferred tax liability, arising from the initial recognition of goodwill.

The deferred tax liabilities, related to investments in associates, and interests in joint ventures, are not recognized when the timing of the reversal of temporary differences can be controlled, and it is probable that said differences will not reverse in the near future, and the deferred tax assets related to investments in associates, and interests in joint ventures are recognized only to the extent that it is probable that the temporary differences will reverse in the near future, and it is likely the availability of future tax profit, against which these deductible differences, will be charged. Deferred tax liabilities, related to goodwill, are recognized only to the extent that it is probable that the temporary differences will be reversed in the future.

The book value of deferred tax assets is reviewed at each reporting date and is reduced to the extent that it is no longer probable that sufficient taxable profit will be available for use, in part or in totality, or a part of the asset, from said tax. Unrecognized deferred tax assets are reassessed at each reporting date and are recognized, to the extent that it is probable that future taxable profit income is likely to allow for their recovery.

Assets and liabilities from deferred taxes are measured at the tax rates, that are expected to be applicable, in the period when the asset is realized, or the liability is settled, based on income tax rates and norms, that were approved at the date of filing, or whose approval will be nearing completion, by that date.

Deferred tax is recognized in profit and loss, except when relating to items not recognized in profit and loss, in which case will be presented in "Other comprehensive income", or directly in equity.

b) Tax on wealth

The tax burden of the "wealth tax" is originated, from possession of the same to the March 1st of the years 2015, 2016, and 2017, by taxpayers. Therefore, those taxpayers with gross assets minus debts, whose value exceeds \$1,000, should determine their tax under the conditions established, in the tax regulations.

According to the provisions of Article 6 of Law 1739 of 2014, and additionally, Article 297-2 of the tax statute, the accrual of wealth tax will take place on March 1st of the years 2015, 2016, and 2017, and may be allocated to capital reserves without affecting net income, in accordance with Article 10 of the same law.

3.7 Employee benefits

a) Short-term benefits

They are, (other than termination benefits), benefits expected to be settled in its totality, before the end of the following twelve months (12), at the end of the annual period, of which the services rendered, by employees, is reported. Short-term benefits are recognized to the extent that the employee renders the service, to the expected value to be paid.

b) Other long-term benefits

Long-term employee benefits, (that differ from post-employment benefits and termination benefits), that do not expire within twelve (12) months, after the end of the annual period in which the employee renders services, are remunerated, such as long-term benefits, the variable compensation system, and retroactive severance interest. The cost of long-term benefits is distributed over the time measured between the employee starting date, and the expected date of when the benefit is received. These benefits are projected to the payment date and are discounted with *the projected unit credit method*.

c) Pensions and other post-employment benefits

(i) Defined benefit plans

Defined benefit plans are plans for post-employment benefits, in which Grupo Nutresa has a legal or implicit obligation, of the payment of benefits.

The cost of this benefit is determined by the projected unit credit method. The liability is measured annually, by the present value of expected future payments required to settle the obligations, arising from services rendered by employees, in the current period and prior periods.

Updates of the liability for actuarial gains and losses are recognized in the Statement of Financial Position, against retained earnings through "Other comprehensive income". These items will not be reclassified to profit and loss, in subsequent periods. The cost of past and present services, and net interest on the liability, is recognized in profit and loss, distributed among cost of sales and administrative expenses, sales and distribution, likewise as are gains and losses by reductions in benefits and non-routine settlements.

Interest on the liability is calculated by applying the discount rate, on said liability.

3.8 Provisions, contingent liabilities and assets

a) Provisions

Provisions are recognized when, as a result of a past event, Grupo Nutresa has a present legal or implicit obligation to a settlement, and requires an outflow of resources, are considered probable, and can be estimated with certainty.

In cases where Grupo Nutresa expects the provision to be reimbursed in whole, or in part, the reimbursement is recognized as a separate asset, only in cases where such reimbursement is virtually certain.

Provisions are measured at best estimate of the disbursement of the expenditure required to settle the present obligation. The expense relating to any provision is presented in the Statement of Comprehensive Income, net of all reimbursement. The increase in the provision, due to the passage of time, is recognized as interest expense.

b) Contingent liabilities

Possible obligations, arising from past events, and whose existence will be confirmed only by the occurrence or non-occurrence of one more uncertain future events, not wholly within the control of Grupo Nutresa, or present obligations arising from past events, are not likely, but are possible that an outflow of resources including economic benefits is required to settle the obligation, or the amount of the obligation cannot be measured with sufficient reliability, are not recognized in the Statement of Financial Position and are, instead, revealed as contingent liabilities.

c) Contingent assets

Possible assets, arising out of past events and whose existence will be confirmed only by the occurrence, or possibly by the non-occurrence of one or more uncertain future events, which are not entirely under the control Grupo Nutresa, are not recognized in the Statement of Financial Position, and are however, disclosed as contingent assets when it is a probable occurrence. When the said contingent is certain, the asset and the associated income, are recognized for that period.

3.9 Revenue

Revenue is recognized to the extent that it is probable that the economic benefits will flow to the entity and the revenue can be measured reliably.

The specific recognition criteria listed below, must also be met for revenue to be recognized:

a) Services rendered

Revenue, from services rendered, is recognized when these services are rendered, or according to the degree of completion (or percentage of completion) of contracts.

b) Interest

For all financial instruments measured at amortized cost, interest income, or expense, is recognized with the effective interest rate. The effective interest rate is the rate that exactly discounts estimated future cash payments, or those received through the expected life of the financial instrument, or in a shorter period, in the net book value of the financial asset or financial liability.

c) Dividend income

This is recognized when Grupo Nutresa's right to receive payment is established, which is generally when the Shareholders approve the dividend, except when the dividend represents a recovery of investment costs. Dividend income is not recognized, when payment is made to all Shareholders, in the same proportion in shares of the issuer.

3.10 Fair value

Fair value is the price that would be received to sell an asset or paid to transfer a liability, in an orderly transaction, between market participants, at the measurement date. The fair value of all financial assets and liabilities is determined at the date of presentation of the Financial Statements, for recognition or disclosure in the Notes to the Financial Statements.

Grupo Nutresa uses valuation techniques which are appropriate, under circumstances for which sufficient information is available to measure the fair value, maximizing the use of relevant observable inputs and minimizing the use of unobservable inputs.

Fair value is determined:

- Based on quoted prices in active markets for identical assets or liabilities that the Company can access at the measurement date (Level 1).
- Based on valuation techniques commonly used by market participants using variables other than the quoted prices that are observable for the asset or liability, either directly or indirectly (Level 2).
- Based on internal discount cash flow techniques or other valuation models, using estimated variables by Grupo Nutresa for the unobservable asset or liability, in the absence of variables observed in the market (Level 3).

Judgments include data such as liquidity risk, credit risk, and volatility. Changes in assumptions about these factors could affect the reported fair value of financial instruments.

3.11 Earnings per share

Basic earnings per share are calculated by dividing profit and loss attributable to ordinary equity holders, by the weighted average number of ordinary shares outstanding during the period.

The average number of shares outstanding, for the periods ended June 30, 2018 and 2017, is 460,123,458.

Diluted earnings per share are calculated by adjusting, profit and loss attributable to ordinary equity holders, and the weighted average number of shares of dilutive potential ordinary shares.

3.12 Relative importance or materiality

Information is material or has relative importance, if it can, individually, or collectively, influence the economic decisions taken by users, based on the Financial Statements. Materiality depends on the size and nature of error or inaccuracy and is prosecuted depending on the particular circumstances in which they are produced. The size or nature of the item, or a combination of both, could be the determining factor.

Note 4. JUDGMENTS, ESTIMATES AND SIGNIFICANT ACCOUNTING ASSUMPTIONS

The preparation of Grupo Nutresa's Financial Statements requires that management must make judgments, accounting estimates, and assumptions that impact the amount of revenue and expenses, assets and liabilities, and related disclosures, as well as, the disclosure of contingent liabilities, at the close of the reporting period. In this regard, the uncertainty of assumptions and estimates could impact future results that could require significant adjustments to the carrying amounts recorded in books of the assets or liabilities impacted.

In applying Grupo Nutresa's accounting policies, Management has made the following judgments and estimates, which have significant impact on the amounts recognized in these Separate Financial Statements:

- Assessment of the existence of impairment indicators for assets
- Assumptions used in the actuarial calculation of post-employment and long-term obligations with employees
- Assumptions used to calculate the fair value of financial instruments
- Recoverability of deferred tax assets
- Determination of control, significant influence, or joint control of an investment

Judgments and estimates made by the Administration of Nutresa Group, in the preparation of the Separated Financial Statements, at June 30, 2018, do not differ significantly from those realized at the year-end close, of the previous period, that is, December 31, 2017.

Note 5. INVESTMENTS IN SUBSIDIARIES

Detailed below, are the book values of the subsidiaries of Grupo Nutresa, to the date of the period, over which is reported:

	% Participation	Book Value	
		June 2018	December 2017
Compañía de Galletas Noel S. A. S.	100%	1.197.327	1.256.658
Compañía Nacional de Chocolates S. A. S.	100%	1.117.855	1.110.536
Tropical Coffee Company S. A. S.	100%	18.728	18.355
Industria Colombiana de Café S. A. S.	100%	540.483	559.465
Industria de Alimentos Zenú S. A. S.	100%	197.977	206.566
Servicios Logypack S. A. S. (antes Litoempaques S. A. S.)	100%	23.447	22.047
Meals Mercadeo de Alimentos de Colombia S. A. S.	100%	208.346	215.285
Molino Santa Marta S. A. S.	100%	88.513	84.737
Novaventa S. A. S.	93%	121.809	133.599
Pastas Comarrico S. A. S.	100%	27.690	26.715
Productos Alimenticios Doria S. A. S.	100%	108.850	136.209
Alimentos Cárnicos S. A. S.	100%	863.181	895.360
Setas Colombianas S. A.	94%	47.261	47.689
Compañía Nacional de Chocolates Perú S. A.	0,0%	9	11
La Recetta Soluciones Gastronómicas Integradas S. A. S.	70%	835	1.265
Gestión Cargo Zona Franca S. A. S.	100%	66.724	62.019
Comercial Nutresa S. A. S.	100%	28.039	23.695
Industrias Aliadas S. A. S.	83%	71.458	69.093
Operar Colombia S. A. S.	100%	1.450	1.074
Servicios Nutresa S. A. S.	100%	3.185	1.558
Fideicomiso Grupo Nutresa	100%	224	252
Total		4.733.391	4.872.188

Table 1

	Second Quarter						Six-month period ended June 30					
	2018			2017			2018			2017		
	Dividends received	Share of Income for the period	Share of Other Comprehensive Income	Dividends received	Share of Income for the period	Share of Other Comprehensive Income	Dividends received	Share of Income for the period	Share of Other Comprehensive Income	Dividends received	Share of Income for the period	Share of Other Comprehensive Income
Cia. de Galletas Noel S.A.S.	(21.539)	24.498	22.088	(4.165)	34.511	44.971	(21.539)	47.861	(85.653)	(4.165)	59.366	6.080
Compañía Nacional de Chocolates S. A. S.	-	28.367	14.060	-	28.237	40.670	-	58.910	(51.591)	-	50.905	24.647
Tropical Coffee Company S.A.S.	-	253	-	-	351	-	-	373	-	-	781	(19)
Industria Colombiana de Café S. A. S.	-	4.142	(6.331)	(20.425)	5.353	21.920	-	4.198	(23.180)	(43.810)	10.039	13.147
Industria de Alimentos Zenú S. A. S.	-	3.157	489	-	1.788	1.368	(14.977)	8.436	(2.048)	(19.220)	6.409	1.127
Litoempaques S. A. S.	-	(33)	5	-	(89)	(3)	-	1.389	11	-	(498)	(47)
Meals Mercadeo de Alimentos de Colombia S. A. S.	-	(4.965)	544	-	(7.079)	985	-	(6.720)	(219)	-	(10.354)	(954)
Molino Santa Marta S. A. S.	-	1.617	-	-	677	(2)	-	3.775	1	-	1.466	(214)
Novaventa S. A. S.	(30.334)	12.068	(3)	-	5.613	-	(30.334)	18.588	(44)	-	12.259	(292)
Pastas Comarrico S. A. S.	-	722	-	-	276	-	-	975	-	-	430	(46)
Productos Alimenticios Doria S. A. S.	1	3.221	477	-	2.736	846	(33.493)	6.274	(140)	-	4.903	(474)
Alimentos Cárnicos S. A. S.	-	19.031	(19.740)	-	16.699	52.494	-	37.455	(69.634)	-	35.279	25.270
Setas Colombianas S. A.	-	1.594	-	-	1.078	28	(2.948)	2.520	-	(2.438)	1.935	(89)
Compañía Nacional de Chocolates Perú S. A.	(1)	-	1	-	-	1	(2)	-	-	-	-	1
La Recetta Soluciones Gastronómicas Integradas S. A. S.	-	(439)	-	-	(229)	(4)	-	(430)	-	-	(104)	(8)
Alimentos Cárnicos Zona Franca Santa Fe S. A. S. (*)	-	-	-	-	2	-	-	-	-	-	-	-
Gestión Cargo Zona Franca S. A. S.	-	1.797	-	-	1.949	-	-	4.705	-	-	4.758	(128)
Comercial Nutresa S. A. S.	-	(1.942)	25	-	324	(90)	-	4.294	50	-	(293)	(321)
Industrias Aliadas S. A. S.	-	1.851	1	-	1.955	(35)	-	2.363	2	(15.614)	3.649	(224)
Operar Colombia S. A. S.	-	(336)	-	-	537	-	-	376	-	-	604	-
Servicios Nutresa S. A. S.	-	6.350	11	-	3.423	(33)	-	1.635	(8)	-	1.289	(64)
Fideicomiso Grupo Nutresa	-	12	-	-	10	-	-	(28)	-	-	(24)	(14)
Total	(51.873)	100.965	11.627	(24.590)	98.122	163.116	(103.293)	196.949	(232.453)	(85.247)	182.799	67.378

Table 2

There are no variations in the participation of Shareholders between December 2017 and June 2018. The dividends received in subsidiaries, are recognized as the lesser value of the investment, as part of the application of *the equity method*. At June 30st, there is a receivable balance, in the amount of \$324, (December 2017 - \$0).

(*) In April of 2017, the liquidation from the split of Alimentos Cárnicos Zona Franca Santa Fe S.A.S., was carried out. The assets, held by that company, were received by Alimentos Cárnicos S.A.S. and Meals Mercadeo de Alimentos de Colombia S.A.S., companies wholly owned, 100%, by Grupo Nutresa.

Note 6. INVESTMENTS IN ASSOCIATES

The following is a breakdown of the investments over which Grupo Nutresa has significant influence, and which are classified as associates:

	Country	% Participation	Book Value	
			June 2018	December 2017
Bimbo de Colombia S. A.	Colombia	40%	139.177	139.867
Estrella Andina S. A. S.	Colombia	30%	8.540	9.574
Total asociadas			147.717	149.441

Table 3

	Second Quarter				Accumulated to June			
	2018		2017		2018		2017	
	Share of Income for the Period	Share of Other Comprehensive Income	Share of Income for the Period	Share of Other Comprehensive Income	Share of Income for the Period	Share of Other Comprehensive Income	Share of Income for the Period	Share of Other Comprehensive Income
Bimbo de Colombia S. A.	2.108	(674)	2.744	3.583	321	(1.011)	984	3.365
Estrella Andina S. A. S.	(436)	-	(187)	(9)	(1.034)	-	(173)	(9)
Total associates	1.672	(674)	2.557	3.574	(713)	(1.011)	811	3.356

Table 4

Bimbo de Colombia S.A.

Bimbo de Colombia S.A. is a company domiciled in Tenjo, Colombia, and is dedicated primarily, to the manufacturing of baked goods.

Estrella Andina S.A.S.

Estrella Andina S.A.S. is a simplified joint stock company, engaged in the marketing of ready-made meals in the cafeterias, in which Nutresa has a 30% stake, having as its majority Shareholder, Grupo Alsea, with an interest of 70%.

The movements of investments, in associates, for the period ended on June 30, 2018, and December 31, 2017, are as follows:

	January - June 2018	January - June 2017
Opening balance	149.441	138.652
Increased of contributions (*)	-	4.500
Participation in profit and loss	(713)	811
Participation comprehensive income	(1.011)	3.356
Ending balance	147.717	147.319

Table 5

(*) On May of 2017, an increase, in the capital of de Estrella Andina S.A.S., was realized, in which Grupo Nutresa invested \$4.500, without generating changes in the percentage of participation.

In January 2017, a payment was realized in the amount of \$16.217, corresponding to the balance payable, from the capitalization realized in 2016, to Bimbo de Colombia.

During the period covered by these Financial Statements, no dividends were received from these investments.

None of the associates and joint ventures, held by the Group are listed on a stock market, and consequently, there are no quoted market prices for the investment.

Note 7. OTHER NON-CURRENT FINANCIAL ASSETS

Grupo Nutresa classified portfolio investments that are not held for trading, as financial instruments, measured at fair value through "Other comprehensive income".

The results for the period include income from dividends on these instruments, and which are recognized, by Nutresa, on the date that the right to receive future payments is established, which is the date of declaration of dividends by the issuing company. "Other comprehensive income" includes changes in the fair value of these financial instruments.

The breakdown of financial instruments, is as follows:

Book Value	Number of shares held	Participation as % in Total Ordinary Shares	June 2018	December 2017
Grupo de Inversiones Suramericana S.A.	59.387.803	12.66%	2.213.977	2.393.328
Grupo Argos S.A.	79.804.628	12.36%	1.501.923	1.666.321
Other companies			2.036	2.036
			3.717.936	4.061.685

Table 6

	Second Quarter				Accumulated to June			
	2018		2017		2018		2017	
	Dividend income	Profit of Fair Value Measurement	Dividend income	Profit of Fair Value Measurement	Dividend income	Profit of Fair Value Measurement	Dividend income	Profit of Fair Value Measurement
Grupo de Inversiones Suramericana S. A.	-	19.004	-	30.882	30.763	(160.347)	28.981	83.143
Grupo Argos S. A.	26.176	82.997	-	39.901	26.176	(81.401)	24.740	116.514
Other societies	-	-	-	-	447	-	483	-
	26.176	102.001	-	70.783	57.386	(241.748)	54.204	199.657

Table 7

The value of the declared dividend, for the year 2018, by Grupo de Inversiones Suramericana S.A. was \$518 Pesos, annually, per share, and will be paid a quarterly amount of \$129,50 Pesos. The value of the declared dividend, for the year 2018, by Grupo Argos S.A. was \$328, annually, per share, and will be paid a quarterly amount of \$82 Pesos.

For 2017 the value, per share, was \$310 Pesos (\$77,5 Pesos quarterly), for Grupo Argos S.A. and \$488 Pesos (Received in 805.638 preference shares), for Grupo de Inversiones Suramericana S.A.

Dividend income, recognized in June of 2018, for the portfolio investments, correspond primarily to the total annual dividend declared Grupo de Inversiones Suramericana S.A., and will have similar income, for the Second Quarter, of the year, corresponding to the annual dividend declared by Grupo Argos S.A.

Trade and other accounts receivables, at June 30, 2018, increases to \$48.523 (December 2017: \$14.481), and includes dividends from financial instruments, in the amount of \$43.002 (December 2017: \$6.185).

7.1 Fair value measurement of financial instruments

The fair value of shares traded, and which are classified as high trading, is determined based on the trading price, in the Colombia Stock Exchange; this measurement is located in the hierarchy 1 established by IFRS 13 for measuring fair value. This category includes investments held by Grupo Nutresa in Grupo de Inversiones Suramericana S.A. and Grupo Argos S.A. This measurement is done monthly.

There have been no changes in the fair value hierarchy, for measurement of these investments, or changes in valuation techniques used.

Investments in other companies classified in this category are measured at fair value on a nonrecurring basis, only when a market value is available. The Company believes that this failure to recurrent measurement of these investments is immaterial for the presentation of the Financial Statements of Grupo Nutresa.

7.2 Liens

At June 30, 2018, there were pledges for 33.478.000 (December 2017: 30.775.000) shares of Grupo de Inversiones Suramericana S.A., in favor of financial entities in Colombia, as collateral for obligations, contracted by Grupo Nutresa and its subsidiaries.

Note 8. TAX ON WEALTH

In accordance with that established in Article 6 of Law 1739 of 2014, which adds Article 297-2 of the tax statute, the causation of wealth tax is realized on March 1st of the years 2015, 2016, and 2017, and may be charged to equity reserves, without affecting net income, in accordance with Article 10 of the same law. At June 30, 2017, such were recognized in reserves at disposal to the highest social organ, in the amount of \$43.

Note 9. TRADE AND OTHER ACCOUNT PAYABLES

The General Shareholders' Meeting of Grupo Nutresa, in its ordinary meeting of March 20, 2018, declared an ordinary dividend of \$47,20 per share, and per month, equivalent to \$566,40, per year, per share (2017 - \$534 per year, per share), on 460.123.458 outstanding shares, during the months of April 2018 to June 2019, inclusive, for a total of \$260.614 (2017: \$245.706).

This dividend was declared, from the profits of the fiscal year 2017, in the amount of \$196.396, and from the untaxed earnings or profit generated before 2017, in the amount of \$64.218.

During the First Half of 2018, dividends were paid in the amount \$126.304 (2017: \$118.298).

Accounts payable, at June 30, 2018, of \$204.984 (December 2017 - \$69.855), include dividends payable, in the amount of \$203.305 (December 2017: \$68.995), for this concept.

Note 10. EVENTS AFTER THE REPORTING PERIOD

These Condensed Separate Interim Financial Statements were authorized for issuance by the Board of Grupo Nutresa on July 27, 2018. There are no significant events after the closing of the Financial Statements, and up until the date of its approval, that might significantly impact Grupo Nutresa's Financial Position, reflected in these Financial Statements at closing, on June 30, 2018.