

Grupo Nutresa S. A.

Condensed Separate Interim Financial
Statements as of June 30th, 2019

(Unaudited Information)



UN FUTURO
ENTRE TODOS



Consolidated Statement of Financial Position


At June 30th, 2019 and December 31st, 2018 (Values expressed in millions of Colombian Pesos)
(Unaudited information)

	Notes	June 2019	December 2018
ASSETS			
Current assets			
Cash and cash equivalents		\$ 66	\$ 1,086
Trade and other receivables		58,316	14,608
Other current assets		534	1,131
Total current assets		\$ 58,916	\$ 16,825
Non-current assets			
Trade and other receivables		563	567
Investments in subsidiaries	5	5,137,350	4,991,464
Investments in associated	6	152,737	150,606
Other financial non-current assets	7	3,463,487	3,322,470
Deferred tax assets		870	1,412
Right-of-use assets		152	-
Other non-current assets		8	9
Total non-current assets		\$ 8,755,167	\$ 8,466,528
TOTAL ASSETS		\$ 8,814,083	\$ 8,483,353
LIABILITIES			
Current liabilities			
Trade and other payables	8	220,891	74,322
Tax charges		597	495
Employee benefits liabilities		996	745
Total current liabilities		\$ 222,484	\$ 75,562
Non-current liabilities			
Trade and other payables		158	158
Employee benefits liabilities		1,746	1,503
Deferred tax liabilities		7,233	8,239
Right-of-use liabilities		154	-
Other non-current provisions		-	301
Total non-current liabilities		\$ 9,291	\$ 10,201
TOTAL LIABILITIES		\$ 231,775	\$ 85,763
SHAREHOLDER EQUITY			
Share capital issued		2,301	2,301
Paid-in-capital		546,832	546,832
Reserves		4,144,250	3,915,685
Retained earnings		3	3
Other comprehensive income, accumulated		3,604,249	3,422,608
Earnings for the period		284,673	510,161
TOTAL SHAREHOLDER EQUITY		\$ 8,582,308	\$ 8,397,590
TOTAL LIABILITIES AND EQUITY		\$ 8,814,083	\$ 8,483,353

The Notes are an integral part of the Condensed Separate Interim Financial Statements.



Carlos Ignacio Gallego Palacio
President



Jaime León Montoya Vásquez
General Accountant
Professional Card No. 45056-T

Juber Ernesto Carrión
Auditor – Professional Card No. 86122-T
Designed by PwC Contadores y Auditores Ltda.
(See attached opinion)

Separate Comprehensive Income Statement


From January 1st to June 30th (Values expressed in millions of Colombian Pesos)
(Unaudited)

	Notes	January-June 2019	January-June 2018
Operating revenue		\$ 285,584	\$ 253,622
Portfolio dividends	7	\$ 61,493	\$ 57,386
Share of profit for the period of subsidiaries	5	225,030	196,949
Share of profit for the period of associates	6	(939)	(713)
Gross profit		\$ 285,584	\$ 253,622
Administrative expenses		(2,303)	(1,713)
Exchange differences on operating assets and liabilities		2	(1)
Other operating expenses, net		1,589	1,001
Operating profit		\$ 284,872	\$ 252,909
Financial income		5	1
Financial expenses		(634)	(513)
Exchange differences on non-operating assets and liabilities		18	(3)
Income before tax		\$ 284,261	\$ 252,394
Current income tax		(154)	(127)
Deferred income tax		566	420
Net profit for the period		\$ 284,673	\$ 252,687
Earnings per share (*)			
Basic, attributable to controlling interest (in Colombian pesos)		618.69	549.17
<i>(*) Calculated on 460,123,458 shares, which have not been modified during the period covered by these Financial Statements.</i>			
OTHER COMPREHENSIVE INCOME			
Items that are not subsequently reclassified to profit and loss:			
Equity instruments, measured at fair value	7	152,897	(241,748)
Total items that are not subsequently reclassified to profit and loss		\$ 152,897	\$ (241,748)
Items that are or may be subsequently reclassified to profit and loss:			
Share of other comprehensive income of subsidiaries	5	28,505	(232,453)
Share of other comprehensive income of associates	6	340	(1,011)
Income tax from items that will be reclassified		(101)	334
Total items that are or may be subsequently reclassified to profit and loss:		\$ 28,744	\$ (233,130)
Other comprehensive income, net taxes		\$ 181,641	\$ (474,878)
TOTAL COMPREHENSIVE INCOME FOR THE PERIOD		\$ 466,314	\$ (222,191)

The Notes are an integral part of the Condensed Separate Interim Financial Statements.



Carlos Ignacio Gallego Palacio
President



Jaime León Montoya Vásquez
General Accountant
Professional Card No. 45056-T

Juber Ernesto Carrión
Auditor – Professional Card No. 86122-T
Designed by PwC Contadores y Auditores Ltda.
(See attached opinion)

Separate Comprehensive Income Statement


From April 1st to June 30th (Values expressed in millions of Colombian Pesos)
(Unaudited)

	Notes	April-June 2019	April-June 2018
Operating revenue		\$ 108,636	\$ 128,813
Portfolio dividends	7	\$ -	\$ 26,176
Share of profit for the period of subsidiaries	5	109,162	100,965
Share of profit for the period of associates	6	(526)	1,672
Gross profit		\$ 108,636	\$ 128,813
Administrative expenses		(1,173)	(952)
Exchange differences on operating assets and liabilities		2	(1)
Other operating expenses, net		1,065	566
Operating profit		\$ 108,530	\$ 128,426
Financial income		1	1
Financial expenses		(304)	(256)
Exchange differences on non-operating assets and liabilities		1	2
Income before tax		\$ 108,228	\$ 128,173
Current income tax		(153)	(27)
Deferred income tax		268	(417)
Net profit for the period		\$ 108,343	\$ 127,729
Earnings per share (*)			
Basic, attributable to controlling interest (in Colombian pesos)		235.47	277.60
<i>(*) Calculated on 460,123,458 shares, which have not been modified during the period covered by these Financial Statements.</i>			
OTHER COMPREHENSIVE INCOME			
Items that are not subsequently reclassified to profit and loss:			
Equity instruments, measured at fair value	7	\$ (218,838)	\$ 102,001
Total items that are not subsequently reclassified to profit and loss		\$ (218,838)	\$ 102,001
Items that are or may be subsequently reclassified to profit and loss:			
Share of other comprehensive income of subsidiaries	5	53,307	11,627
Share of other comprehensive income of associates	6	172	(674)
Income tax from items that will be reclassified		(51)	223
Total items that are or may be subsequently reclassified to profit and loss:		\$ 53,428	\$ 11,176
Other comprehensive income, net taxes		\$ (165,410)	\$ 113,177
TOTAL COMPREHENSIVE INCOME FOR THE PERIOD		\$ (57,067)	\$ 240,906

The Notes are an integral part of the Condensed Separate Interim Financial Statements.



Carlos Ignacio Gallego Palacio
President



Jaime León Montoya Vásquez
General Accountant
Professional Card No. 45056-T


Juber Ernesto Carrión
Auditor – Professional Card No. 86122-T
Designed by PwC Contadores y Auditores Ltda.
(See attached opinion)

Separate Change in Equity Statement

From January 1st to June 30th (Values expressed in millions of Colombian Pesos)
(Unaudited)

	Share capital issued	Paid-in-capital	Reserves	Retained earnings	Earnings for the period	Other comprehensive income, accumulated	Total
Equity at December 31st of 2018	2,301	546,832	3,915,685	3	510,161	3,422,608	8,397,590
Profit for the period	-	-	-	-	284,673	-	284,673
Other comprehensive income for the period	-	-	-	-	-	181,641	181,641
Comprehensive income for the period	-	-	-	-	284,673	181,641	466,314
Transfer to accumulated results	-	-	-	510,161	(510,161)	-	-
Cash dividends (Note 8)	-	-	(281,596)	-	-	-	(281,596)
Appropriation of reserves	-	-	510,161	(510,161)	-	-	-
Equity at June 30th of 2019	2,301	546,832	4,144,250	3	284,673	3,604,248	8,582,307
Equity at December 31st of 2017	2,301	546,832	3,746,020	3	430,279	4,285,216	9,010,651
Profit for the period	-	-	-	-	252,687	-	252,687
Other comprehensive income for the period	-	-	-	-	-	(474,878)	(474,878)
Comprehensive income for the period	-	-	-	-	252,687	(474,878)	(222,191)
Transfer to accumulated results	-	-	-	430,279	(430,279)	-	-
Cash dividends (Note 8)	-	-	(64,218)	(196,396)	-	-	(260,614)
Appropriation of reserves	-	-	233,883	(233,883)	-	-	-
Equity at June 30th of 2018	2,301	546,832	3,915,685	3	252,687	3,810,338	8,527,846

The Notes are an integral part of the Condensed Separate Interim Financial Statements.



Carlos Ignacio Gallego Palacio
President



Jaime León Montoya Vásquez
General Accountant
Professional Card No. 45056-T

Juber Ernesto Carrión
Auditor – Professional Card No. 86122-T
Designed by PwC Contadores y Auditores Ltda.
(See attached opinion)

Separate Cash Flows Statement


From January 1st to June 30th (Values expressed in millions of Colombian Pesos)
(Unaudited)

	January-June 2019	January-June 2018
Cash flow from operating activities		
Dividends received	\$ 130,990	\$ 123,538
Dividends paid (Note 8)	(135,023)	(126,304)
Collection from sales of goods and services	1,598	1,053
Payments to suppliers for goods and services	(620)	(448)
Payments to and on behalf of employees	(3,977)	(4,055)
Income taxes and tax on wealth, paid	35	(196)
Other cash (outflows) inflows	(3,104)	6,126
Net cash flow used in operating activities	\$ (10,101)	\$ (286)
Cash flow from investment activities		
Purchases of equity of associates and joint ventures (Note 6)	(2,730)	-
Sale of other equity instruments (Note 7)	11,880	-
Interest received	5	-
Other cash inflows	-	31
Net cash flow from investment activities	\$ 9,155	\$ 31
Cash flow from financing activities		
Interest paid	(50)	-
Other cash outflows	(42)	(1)
Net cash flow used in financing activities	\$ (92)	\$ (1)
Decrease in cash and cash equivalent from activities	\$ (1,038)	\$ (256)
Net foreign exchange differences	18	(3)
Net decrease in cash and cash equivalents	(1,020)	(259)
Cash and cash equivalents at the beginning of the period	1,086	465
Cash and cash equivalents at the end of the period	\$ 66	\$ 206

The Notes are an integral part of the Condensed Separate Interim Financial Statements.



Carlos Ignacio Gallego Palacio
President



Jaime Leon Montoya Vásquez
General Accountant
Professional Card No. 45056-T

Juber Ernesto Carrión
Auditor – Professional Card No. 86122-T
Designed by PwC Contadores y Auditores Ltda.
(See attached opinion)

Notes for the Condensed Separate Interim Financial Statements

A three-month Intermediate period, between April 1st and June 30th of 2019 and 2018, and a six-month period, between January 1st and June 30th of 2019 and 2018, except for the Consolidated Statement of Financial Position, that is presented, for comparability purposes at June 30th, 2019 and December 31st, 2018.

(Values are expressed as millions of Colombian Pesos, except for the values in foreign currency, exchange rates, and number of shares)

Nota 1. CORPORATE INFORMATION

1.1 Entity and corporate purpose

Grupo Nutresa S.A., (hereinafter referred to as: Grupo Nutresa, the Company, or Nutresa, indistinctly), is a corporation of Colombian nationality, incorporated on April 12, 1920, with its headquarters in the City of Medellin, Colombia; its terms expire on April 12, 2050. The Corporate Business Purpose consists of the investment or application of available resources, in organized enterprises, under any of the forms permitted by law, whether domestic or foreign, and aimed at the use of any legal economic activity, either tangible or intangible assets, with the purpose of safeguarding its capital.

The Company is the Parent of Grupo Nutresa, constitutes an integrated and diversified food industry group that operates mainly in Colombia and Latin America.

Nota 2. BASIS OF PREPARATION

Grupo Nutresa's Condensed Separate Interim Financial Statements, for the interim period of three-months, ended September 30, 2018, and January 1st and September 30th of 2018, are prepared in accordance with the International Financial Reporting Standards (hereinafter IFRS), issued by the International Accounting Standards Board, (hereinafter IASB), and interpretations, issued by the International Financial Reporting Interpretations Committee (hereinafter IFRIC), and approved in Colombia through Decree 2784 of 2012, Decree 3023 of 2013, Decree 2420 of 2015, their regulations, and other accounting standards, issued by the Financial Superintendence of Colombia.

The Separate Financial Statements are prepared, in accordance with IAS 27, Grupo Nutresa, as the Parent Company, presents the Condensed Separate Interim Financial Statements available on our website: www.gruponutresa.com.

2.1 Basis of measurement

The Condensed Separate Interim Financial Statements, for the quarterly period, ended September 30, 2018, have been prepared in accordance with IAS 34 Interim Financial Reporting, and therefore, do not include all information and disclosures required for Annual Financial Statements.

The Separate Condensed Financial Statements have been prepared on a historical cost basis, except for the measurements at fair value of certain financial instruments, as described in the policies herewith. The carrying value of recognized assets and liabilities, that have been designated as hedged items, in fair value hedges, and which would otherwise be accounted for at amortized cost and are adjusted to record changes in the fair values, attributable to those risks, that are covered under "Effective hedges".

2.2 Functional and presentation currency

The Financial Statements are presented in Colombian Pesos, which is both the functional and presentation currency of Grupo Nutresa. These figures are expressed in millions of Colombian Pesos, except for net earnings per share and the representative market exchange rates, which are expressed as Colombian Pesos, and other currencies (E.g. USD, Euros, Pounds Sterling, among others), which are expressed as monetary units.

2.3 Classification of items in current and non-current

Grupo Nutresa presents assets and liabilities, in the Statement of Financial Position, classified as current and non-current. An asset is classified as current, when the entity: expects to realize the asset, or intends to sell or consume within its normal operating cycle, holds the asset primarily for negotiating purposes, expects to realize the asset within twelve months after the reporting period is reported, or the asset is cash or cash equivalent, unless the asset is restricted for a period of twelve months after the close of the reporting period. All other assets are classified as non-current. A liability is classified as current, when the entity expects to liquidate the liability, in the normal cycle of operation, or maintains it for negotiation purposes.

Nota 3. SIGNIFICANT ACCOUNTING POLICIES

Grupo Nutresa applies the following significant accounting policies in preparing its Financial Statements:

3.1 Investments in subsidiaries

A subsidiary is an entity controlled by one of the companies that make up Grupo Nutresa Control exists when any of the Group companies has the power to direct the relevant activities of the subsidiary, which are generally: the operating activities and the financing to obtain benefits from its activities, and is exposed, or has rights, to those variable yields.

Investments in subsidiaries are measured in the Separate Condensed Financial Statements of Grupo Nutresa, using *the equity method*, according to the established regulations in Colombia, under which the investment is initially recorded at cost, and is adjusted with the changes in participation of Grupo Nutresa, over the net assets of the subsidiary, after the date of acquisition, minus any impairment loss of the investment. The losses of the subsidiary, that exceed Grupo Nutresa's participation in the investment, are recognized as provisions, only when it is probable that there will be an outflow of economic benefits and there is a legal or implicit obligation.

3.2 Investments in associates and joint ventures

An associate is an entity over which Grupo Nutresa has significant influence over financial and operating policies, without having control or joint control.

A joint venture is an entity that Grupo Nutresa controls jointly with other participants, where, together, they maintain a contractual agreement that establishes joint control over the relevant activities of the entity.

At the date of acquisition, the excess acquisition cost, over the net fair value of the identifiable assets, liabilities, and contingent liabilities, assumed by the associate or joint venture, is recognized as goodwill. Goodwill is included in the book value of the investment and is not amortized, nor is it individually tested for impairment.

Investments in associates or joint ventures are measured in the Separate Financial Statements, using *the equity method*, under which the investment is initially recorded at cost, and is adjusted with changes of the participation of Grupo Nutresa, over the net assets of the associate or joint venture after the date of acquisition minus any impairment loss on the investment. The losses of the associate or joint venture, that exceed Grupo Nutresa's shares in the investment, are recognized as a provision, only when it is probable that there will be an outflow of economic benefit and there is a legal or implicit obligation.

Where *the equity method* is applicable, adjustments are made to homologize the accounting policies of the associate or joint venture with those of Grupo Nutresa. The portion that corresponding to Grupo Nutresa of profit and loss, obtained from the measurement of at fair value, at the date of acquisition, is incorporated into the Financial Statements, and gains and losses from transactions between Grupo Nutresa and the associate or joint venture, to the extent of Grupo Nutresa's participation in the associate or joint venture. *The equity method* is applied from the date of the acquisition, to the date that significant influence or joint control over the entity is lost.

The participation of profit and loss, of an associate or joint venture, is presented in the Statement of Comprehensive Income, for the period, net of taxes and non-controlling interest in the subsidiaries of the associate or joint venture. The participation of changes, recognized directly in equity and other comprehensive income of the associate or joint venture, is presented in the Statement of Changes in Equity and other comprehensive income. Cash dividends received, from the associate or joint ventures, are recognized by reducing the book value of the investment.

Grupo Nutresa periodically analyzes the existence of impairment indicators of values, and, if necessary, recognizes impairment losses of the associate or joint venture investment. Impairment losses are recognized in profit and loss and are calculated as the difference between the recoverable amount of the associate or joint venture, (which is the higher of the two values, between the value in use and its fair value minus cost to sell), and the book value.

When the significant influence over an associate or joint control is lost, Grupo Nutresa measures and recognizes any retained residual investment, at fair value. The difference between the book amount of the associate or joint venture, (taking into account the relevant items of other comprehensive income) and the fair value of the retained residual investment at its value from sale is recognized in profit and loss, for the period.

3.3 Foreign currency

Transactions made in a currency other than the functional currency of the Company are translated, using the exchange rate at the date of the transaction. Subsequently, monetary assets and liabilities denominated in foreign currencies are translated, using the exchange rates at the closing of the Financial Statements and taken from the information published by the official body responsible for certifying this information. Non-monetary items, that are measured at fair value, are translated, using the exchange rates on the date when its fair value is determined, and non-monetary items that are measured at historical cost, are translated using the exchange rates determined on the date of the original transaction.

All exchange differences, arising from operating assets and liabilities, are recognized on the Income Statement, as part of income and operating expenses. Exchange differences in other assets and liabilities are recognized as income or expense, except for, monetary items that provide an effective hedge, for a net investment in a foreign operation, and from investments in shares classified as fair value through equity. These items and their tax impact are recognized in "Other comprehensive income", until disposal of the net investment, at which time are recognized in profit and loss.

3.4 Efectivo y equivalentes de efectivo

Cash and cash equivalents, in the Statement of Financial Position and Statement of Cash Flows, include cash on hand and banks, highly liquid investments readily convertible to a known amount of cash, and subject to an insignificant risk of changes in its value, with a maturity of three months or less from the date of purchase. These items are initially recognized at historical cost and are restated to recognize its fair value at the date of each accounting year.

3.5 Financial instruments

A financial instrument is any contract that gives rise to a financial asset of one entity and, simultaneously, to a financial liability or equity instrument of another entity. Financial assets and liabilities are initially recognized at fair value, plus (minus) the transaction costs directly attributable, except for those who are subsequently measured at fair value.

At initial recognition, Grupo Nutresa classifies its financial assets for subsequent measurement, at amortized cost or fair value, depending on Grupo Nutresa's business model for the administration of financial assets, and the characteristics of the contractual cash flows of the instrument; or as derivatives designated as hedging instruments, in an effective hedge, accordingly.

(i) Financial assets measured at amortized cost

A financial asset is subsequently measured at amortized cost, using the effective interest rate, if the asset is held within a business model whose objective is to keep the contractual cash flows, and the contractual terms of the same grants, on specific dates, cash flows that are solely for payments of principal and interest, on the value of outstanding capital. The carrying amount of these assets is adjusted by any estimate of expected and recognized credit loss. Income from interest of these financial assets is included in "interest and similar income", using the effective interest rate method.

Grupo Nutresa has determined that the business model for accounts receivable is to receive the contractual cash flows, which is why they are included in this category, the Group evaluates whether the cash flows of the financial instruments represent only capital and interest payments. In making this assessment, the Group considers whether the contractual cash flows are consistent with a basic loan agreement. That is, the interest includes only the consideration for the value of money over time, credit risk, other basic credit risks, and a profit margin consistent with a basic loan agreement. When the contractual terms introduce a risk, or volatility exposure, and are inconsistent with a basic loan agreement, the related financial asset is classified and measured at fair value, through profit or loss.

Accounts receivable, from sales are measured by the value of income, minus the value of the expected impairment losses, according to the model defined by the Group. These accounts receivable are recognized, when all the risks and benefits are transferred to the third party.

(ii) Financial assets measured at fair value with changes in other comprehensive income

The financial assets, held for the collection of contractual cash flows and for sales of the assets, where the cash flows of the assets represent only payments of principal and interest, and which are not designated at fair value, through profit or loss, are measured at fair value with changes in other comprehensive income.

For investments in equity instruments, that are not held for trading purposes, Grupo Nutresa chooses to irrevocably present gains or losses, from fair value measurement, in other comprehensive income. In the disposal of investments, at fair value, through other comprehensive income, the accumulated value of gains or losses is transferred directly to retained earnings and is not reclassified to profit or loss. Dividends received in cash, from these investments, are recognized in profit or loss for the period.

The fair values of share price investments are based on the valid quoted prices. If the market for a financial instrument is not active (or the instrument is not quoted on a stock exchange), the Group establishes its fair value using valuation techniques. These techniques include the use of the values observed in recent transactions, realized under the terms of free competition, the reference to other instruments that are substantially similar, analyses of discounted cash flows, and option models, making maximum use of market information, and giving the lesser degree of confidence possible, in internal information specific to the entity.

(iii) Financial assets measured at fair value

The financial assets, different from those measured at amortized cost or at fair value, with changes in other comprehensive income, are subsequently measured at fair value, with changes recognized in profit and loss. A loss or gain on a debt instrument, that is subsequently measured at fair value, through profit or loss and is not part of a hedging relationship, is recognized in the Income Statement, for the period in which it arises, unless it arises from instruments of debt that were designated at fair value, or that are not held for trading.

(iv) Impairment of financial assets at amortized cost

The Group evaluates, in a prospective manner, the expected credit losses associated with the debt instruments, recorded at amortized cost and at fair value, through changes in other comprehensive income, as well as with the exposure derived from loan commitments and financial guarantee contracts. The Group recognizes a provision for losses, at each presentation date. The measurement of the expected credit losses reflects:

- An unbiased and weighted probability quantity, that is determined by evaluating a range of possible outcomes;
- The value of money in time; and
- Reasonable and supported information, available without incurring undue costs or efforts, on the filing date, with regard to past events, current conditions, and future economic condition forecasts.

Condensed Separate Interim Financial Statements (Unaudited)

Second Quarter

(v) *Derecognition*

A financial asset, or a part of it, is derecognized, from the Statement of Financial Position, when it is sold, transferred, expires, or Grupo Nutresa loses control over the contractual rights or the cash flows of the instrument. A financial liability, or a portion of it, is derecognized from the Statement of Financial Position, when the contractual obligation has been settled, or has expired. When an existing financial liability is replaced by another, from the same counterparty, on substantially different terms, or the terms of an existing liability are substantially modified, such an exchange or modification is treated as a derecognition of the original liability, and the recognition of a new liability, and the difference, in the respective book value, is recognized in the Comprehensive Income Statement.

(vi) *Modification*

In some circumstances, the renegotiation, or modification of the contractual cash flows, of a financial asset, may lead to the derecognition of an existing financial asset. When the modification of a financial asset results in the derecognition of an existing financial asset, and the subsequent recognition of a modified financial asset, it is considered a new financial asset. Accordingly, the date of the modification will be treated as the date of initial recognition, of that financial asset.

(vii) *Financial liabilities*

Financial liabilities are subsequently measured at amortized cost, using the effective interest rate. Financial liabilities include balances with suppliers and accounts payable, financial obligations, and other derivative financial liabilities. This category also includes those derivative financial instruments, taken by the Group, that are not designated as hedging instruments, in effective hedging.

Financial obligations are classified as such, for obligations that are obtained by resources, be it from credit institutions or other financial institutions, in the country or abroad.

Financial liabilities are written-off in accounts when they are canceled, that is, when the obligation specified in the contract is met, canceled, or expires.

(viii) *Off-setting financial instruments*

Financial assets and financial liabilities are offset, so that the net value is reported on the Statement of Financial Position of the Separate, only if (i) there is, at present, a legally enforceable right to offset the amounts recognized, and (ii) there is an intention to settle on a net basis, or to realize the assets and settle the liabilities, simultaneously.

3.6 Taxes

This heading includes the value of mandatory general-nature taxation in favor of the State, by way of private closeouts, that are based on the taxes of the fiscal year, and responsibility of each company, according to the tax norms of national and territorial governing entities, in the countries where Grupo Nutresa operate.

a) **Income tax**

(i) **Current**

Current assets and liabilities, generated from the income tax, for the period, are measured by the values expected to be recovered or paid to the taxation authorities. Expenses for income tax is recognized under current tax, in accordance with the tax clearance, between taxable incomes and accounting profit and loss, impacted by the rate of income tax in the current year, in accordance with the effective tax norms in each country. Taxes rates and tax norms or laws used to compute these values are those that are approved at the end of the reporting period, over which it is reported. Current assets and liabilities, from income tax are compensated for, if related to the same Fiscal Authority, and whose intention is to settle for a net value or realize the asset, and settle the liability, simultaneously.

(ii) **Deferred**

Deferred income tax is recognized, using the liability method and is calculated on temporary differences between the taxable bases of assets and liabilities in and book value. Deferred tax liabilities are generally recognized for all temporary tax differences imposed, and all of the deferred tax assets are recognized, for all temporary deductible differences, future compensation of tax credits, and unused tax losses, to the extent that it is likely there will be availability of future tax profit, against which, they can be attributed. Deferred taxes are not subject to financial discount.

Deferred asset and liability taxes are not recognized, if a temporary difference arises from the initial recognition of an asset or liability, in a transaction that is not a business combination, and at the time of the transaction, it impacted neither the accounting profit nor taxable profit and loss; and in the case of deferred tax liability, arising from the initial recognition of goodwill.

The deferred tax liabilities, related to investments in associates, and interests in joint ventures, are not recognized when the timing of the reversal of temporary differences can be controlled, and it is probable that said differences will not reverse in the near future, and the deferred tax assets related to investments in associates, and interests in joint ventures are recognized only to the extent that it is probable that the temporary differences will reverse in the near future, and it is likely the availability of future tax profit, against which these deductible differences, will be charged. Deferred tax liabilities, related to goodwill, are recognized only to the extent that it is probable that the temporary differences will be reversed in the future.

The book value of deferred tax assets is reviewed at each reporting date and is reduced to the extent that it is no longer probable that sufficient taxable profit will be available for use, in part or in totality, or a part of the asset, from said tax. Unrecognized deferred tax assets are reassessed at each reporting date and are recognized, to the extent that it is probable that future taxable profit income is likely to allow for their recovery.

Condensed Separate Interim Financial Statements (Unaudited)

Second Quarter

Assets and liabilities from deferred taxes are measured at the tax rates, that are expected to be applicable, in the period when the asset is realized, or the liability is settled, based on income tax rates and norms, that were approved at the date of filing, or whose approval will be nearing completion, by that date.

Deferred tax is recognized in profit and loss, except when relating to items not recognized in profit and loss, in which case will be presented in "Other comprehensive income", or directly in equity.

3.7 Employee benefits

a) Short-term benefits

They are, (other than termination benefits), benefits expected to be settled in its totality, before the end of the following twelve months (12), at the end of the annual period, of which the services rendered, by employees, is reported. Short-term benefits are recognized to the extent that the employee renders the service, to the expected value to be paid.

b) Other long-term benefits

Long-term employee benefits, (that differ from post-employment benefits and termination benefits), that do not expire within twelve (12) months, after the end of the annual period in which the employee renders services, are remunerated, such as long-term benefits, the variable compensation system, and retroactive severance interest. The cost of long-term benefits is distributed over the time measured between the employee starting date, and the expected date of when the benefit is received. These benefits are projected to the payment date and are discounted with the projected unit credit method.

c) Pensions and other post-employment benefits

(i) Defined benefit plans

Defined benefit plans are plans for post-employment benefits, in which Grupo Nutresa has a legal or implicit obligation, of the payment of benefits.

The cost of this benefit is determined by the projected unit credit method. The liability is measured annually, by the present value of expected future payments required to settle the obligations, arising from services rendered by employees, in the current period and prior periods.

Updates of the liability for actuarial gains and losses are recognized in the Statement of Financial Position, against retained earnings through "Other comprehensive income". These items will not be reclassified to profit and loss, in subsequent periods. The cost of past and present services, and net interest on the liability, is recognized in profit and loss, distributed among cost of sales and administrative expenses, sales and distribution, likewise as are gains and losses by reductions in benefits and non-routine settlements.

Interest on the liability is calculated by applying the discount rate, on said liability.

3.8 Provisions, contingent liabilities and assets

a) Provisions

Provisions are recognized when, as a result of a past event, the Company has a present legal or implicit obligation to a settlement, and requires an outflow of resources, are considered probable, and can be estimated with certainty.

In cases where Grupo Nutresa expects the provision to be reimbursed in whole, or in part, the reimbursement is recognized as a separate asset, only in cases where such reimbursement is virtually certain.

Provisions are measured at best estimate of the disbursement of the expenditure required to settle the present obligation. The expense relating to any provision is presented in the Statement of Comprehensive Income, net of all reimbursement. The increase in the provision, due to the passage of time, is recognized as interest expense.

b) Contingent liabilities

Possible obligations, arising from past events, and whose existence will be confirmed only by the occurrence or non-occurrence of one more uncertain future events, not wholly within the control of Grupo Nutresa, or present obligations arising from past events, are not likely, but are possible that an outflow of resources including economic benefits is required to settle the obligation, or the amount of the obligation cannot be measured with sufficient reliability, are not recognized in the Statement of Financial Position and are, instead, revealed as contingent liabilities.

c) Contingent assets

Possible assets, arising out of past events and whose existence will be confirmed only by the occurrence, or possibly by the non-occurrence of one or more uncertain future events, which are not entirely under the control Grupo Nutresa, are not recognized in the Statement of Financial Position, and are however, disclosed as contingent assets when it is a probable occurrence. When the said contingent is certain, the asset and the associated income, are recognized for that period.

3.9 Right-of-use, assets and liabilities

For those assets, that were previously classified as IAS 17 Leases PLUS – (operating leases [IAS 17.56]), Grupo Nutresa recognized, at January 1, 2019, an asset that represents the right-of-use, generated from the period of the lease and the corresponding liability, and all of this under the framework of the application of IFRS Leases. Assets and liabilities, arising from a lease, are measured initially, at present value.

Grupo Nutresa uses, for the calculation of the discount rate, an interest rate, by country and both the duration and type of asset, is taken into consideration.

Condensed Separate Interim Financial Statements (Unaudited)

Second Quarter

The Group makes use of the exemptions, for those leases, that on the date of initiation, are short-term (less than 12 months), as well as those denominated as "low value: and that have not been recognized as assets and liabilities as right-to-use. Payments associated with short-term leases, and leases of low-value assets are recognized under the straight-line method, as an expense for leasehold income.

Policy applicable until December 31, 2018

Leases

When determining the classification of an agreement, or conclusion of a contract as a lease, it is based on the essence of the nature of the same, at the date of its conclusion, assessing whether compliance with the agreement rests on the use of a specific asset or if the right-of-use the asset is conferred on the group, even if this right is not explicit in the agreement.

Leases are classified as financial or operating leases. They will be classified as financial leases, provided that the terms of the lease substantially transfer the risks and rewards, inherent in the ownership of the asset, and the asset is recorded at its fair value, at the inception of the lease or, if less, at the present value of the minimum lease payments. The present obligation of minimum payments, and the purchase option, will be recognized in the Statement of Financial Position, as a financial lease obligation. The lease payments are distributed, between the financial expense and the reduction of the obligation, and the expense will be recognized immediately, in the results, unless they are attributable to the assets, according to the costs per loan.

Operating leases will be classified as such, those in which the inherent risks and benefits, in the ownership of the asset, are not transferred by the lessor, and their payments will be recognized as a linear expense, over the lease term.

3.10 Revenue

a) Dividend income

This is recognized when Grupo Nutresa's right to receive payment is established, which is generally when the Shareholders approve the dividend, except when the dividend represents a recovery of investment costs. Dividend income is not recognized, when payment is made to all Shareholders, in the same proportion in shares of the issuer.

b) The Equity Method

Under this method, the investment is recorded initially at cost and is adjusted with the changes in the participation of Grupo Nutresa, over the net assets of the subsidiaries and associates, after the date of acquisition, minus whatever loss from the impairment of the value of the investments.

c) Interest

For all financial instruments measured at amortized cost, interest income, or expense, is recognized with the effective interest rate. The effective interest rate is the rate that exactly discounts estimated future cash payments, or those received through the expected life of the financial instrument, or in a shorter period, in the net book value of the financial asset or financial liability.

3.11 Fair value

Fair value is the price that would be received to sell an asset or paid to transfer a liability, in an orderly transaction, between market participants, at the measurement date. The fair value of all financial assets and liabilities is determined at the date of presentation of the Financial Statements, for recognition or disclosure in the Notes to the Financial Statements.

Grupo Nutresa uses valuation techniques which are appropriate, under circumstances for which sufficient information is available to measure the fair value, maximizing the use of relevant observable inputs and minimizing the use of unobservable inputs.

Fair value is determined:

- Based on quoted prices in active markets for identical assets or liabilities that the Company can access at the measurement date (Level 1).
- Based on valuation techniques commonly used by market participants using variables other than the quoted prices that are observable for the asset or liability, either directly or indirectly (Level 2).
- Based on internal discount cash flow techniques or other valuation models, using estimated variables by Grupo Nutresa for the unobservable asset or liability, in the absence of variables observed in the market (Level 3).

Judgments include data such as liquidity risk, credit risk, and volatility. Changes in assumptions about these factors could affect the reported fair value of financial instruments.

3.12 Earnings per share

Basic earnings per share are calculated by dividing profit and loss attributable to ordinary equity holders, by the weighted average number of ordinary shares outstanding during the period.

The average number of shares outstanding, for the periods ended April 30, 2019 and 2018, is 460,123,458.

Diluted earnings per share are calculated by adjusting, profit and loss attributable to ordinary equity holders, and the weighted average number of shares of dilutive potential ordinary shares.

3.13 Relative importance or materiality

Information is material or has relative importance, if it can, individually, or collectively, influence the economic decisions taken by users, based on the Financial Statements. Materiality depends on the size and nature of error or inaccuracy and is prosecuted depending on the particular circumstances in which they are produced. The size or nature of the item, or a combination of both, could be the determining factor.

3.14 Changes in accounting policies

3.14.1 Leases

Quantitative impacts:

- On January 1, 2019, the Group recognized assets, and liabilities, for right-of-use, for a total amount of \$89, which represents 0.0995% of total the assets and 0.0295% of the total liabilities.
- For the First Semester of 2019, operating income, showed an increase of \$3. The depreciation amount for the right-of-use assets was \$47, and the interest expense, generated by the right-of-use liabilities was \$5.
- The cash flows have no impact, due to the application of this rule.

Presentation impacts:

Due to the application of this norm, changes were made to the structure of the following Financial Statements:

- The Statement of Financial Position
- The Statement of Comprehensive Income
- The Statement of Cash Flows

The Group's activities, as a lessor, are not relevant and, therefore, do not have significant impact on the Financial Statements.

New interpretation, issued by the Council of the International Accounting Standards Board (IASB): not yet incorporated into the accounting framework accepted in Colombia

IFRIC 23 Uncertainty regarding the Treatment of Income Taxes

IFRIC 23 was issued in May 2017. This interpretation clarifies how to apply the recognition and measurement requirements of IAS 12, when there is uncertainty over the treatment of income tax. In this circumstance, an entity recognizes and measures its asset or liability, for deferred or current taxes, by applying the requirements of IAS 12, on the basis of taxable profit (tax loss), tax bases, unused fiscal losses, unused tax credits, and tax rates, determined by applying this interpretation.

The Group will evaluate the potential impacts of this interpretation, in its Financial Statements, without having identified situations that may require changes in the Financial Statements.

Nota 4. JUDGMENTS, ESTIMATES, AND SIGNIFICANT ACCOUNTING ASSUMPTIONS

The preparation of Grupo Nutresa's Condensed Consolidated Interim Financial Statements requires that Management must make judgments, accounting estimates, and assumptions that impact the amount of income and expenses, assets, and liabilities, and related disclosures, as well as, the disclosure of contingent liabilities, at the close of the reporting period. The Group bases its assumptions and estimates, considering all parameters available, at the time of preparation of these Condensed Consolidated Interim Financial Statements. In this regard, the uncertainty of assumptions and estimates could impact future results that could require significant adjustments to the book amounts of the assets or liabilities impacted.

In applying Grupo Nutresa's accounting policies, Management has made the following judgments and estimates, which have significant impact on the amounts recognized in these Consolidated Financial Statements:

- Assessment of the existence of impairment indicators, for assets, goodwill, and asset valuation, to determine the existence of impairment losses (financial and non-financial assets)
- Choose, appropriately, the models, and assumptions, for the measurement of the expected credit loss
- Assumptions used in the actuarial calculation of post-employment and long-term obligations with employees
- Suppositions used to calculate the fair value of financial instruments
- Recoverability of deferred tax assets
- Determination of control, significant influence, or joint control over an investment
- Determination of lease terms

Judgments and estimates made by the Administration of Nutresa Group, in the preparation of the Separated Financial Statements, at June 30, 2019, do not differ significantly from those realized at the year-end close, of the previous period, that is, December 31, 2018.

Nota 5. INVESTMENTS IN SUBSIDIARIES

The following represents the book values of the subsidiaries, of Grupo Nutresa, to the date of the period, over which is reported:

	% Participation	Book value	
		June 2019	December 2018
Cía. de Galletas Noel S.A.S.	100%	1,339,606	1,302,208
Compañía Nacional de Chocolates S. A. S.	100%	1,187,977	1,157,439
Tropical Coffee Company S.A.S.	100%	19,013	20,089
Industria Colombiana de Café S.A.S.	100%	585,664	568,716
Industria de Alimentos Zenú S.A.S.	100%	205,997	203,266
Inverlogy S.A.S. ⁽³⁾	100%	26,905	26,566
Meals Mercadeo de Alimentos de Colombia S.A.S.	100%	172,687	184,911
Molino Santa Marta S.A.S.	100%	80,805	73,157
Novaventa S.A.S.	93%	153,649	135,662
Pastas Comarrico S.A.S.	100%	30,525	29,280
Productos Alimenticios Doria S.A.S.	100%	112,123	101,848
Alimentos Cárnicos S.A.S.	100%	1,000,108	969,119
Setas Colombianas S.A.	94%	43,663	51,102
Compañía Nacional de Chocolates Perú S.A.	0,00%	10	10
La Recetta Soluciones Gastronómicas Integradas S.A.S.	70%	716	962
Gestión Cargo Zona Franca S.A.S.	100%	83,762	73,850
Comercial Nutresa S.A.S.	100%	26,272	28,252
Industrias Aliadas S.A.	83%	62,810	60,229
Operar Colombia S.A.S.	100%	1,267	1,342
Servicios Nutresa S.A.S.	100%	298	-
Fideicomiso Grupo Nutresa	100%	260	243
Productos Naturela S.A.S. ⁽¹⁾	60%	3,233	3,213
Sub total		5,137,350	4,991,464
Servicios Nutresa S.A.S. ⁽²⁾	100%	-	(301)
Total		5,137,350	4,991,163

Table 1

A detailed breakdown of the dividends received, and the result of the application of the Equity Method, on investments in subsidiaries, during the reporting periods, is as follows:

	Second Quarter					
	2019			2018		
	Dividends received	Share of Income for the Period	Share of Other Comprehensive Income	Dividends received	Share of Income for the Period	Share of Other Comprehensive Income
Cía. de Galletas Noel S.A.S.	(29,750)	32,018	19,698	(21,539)	24,498	22,088
Compañía Nacional de Chocolates S. A. S.	(17,888)	25,277	17,405	-	28,367	14,060
Tropical Coffee Company S.A.S.	-	(581)	-	-	253	-
Industria Colombiana de Café S.A.S.	-	8,708	5,088	-	4,142	(6,331)
Industria de Alimentos Zenú S.A.S.	-	1,890	370	-	3,157	489
Inverlogy S.A.S. ⁽³⁾	-	182	2	-	(33)	5
Meals Mercadeo de Alimentos de Colombia S.A.S.	-	(8,103)	392	-	(4,965)	544
Molino Santa Marta S.A.S.	-	4,999	-	-	1,617	-
Novaventa S.A.S.	-	9,168	(28)	(30,334)	12,068	(3)
Pastas Comarrico S.A.S.	-	894	-	-	722	-
Productos Alimenticios Doria S.A.S.	-	5,369	313	-	3,221	477
Alimentos Cárnicos S.A.S.	(7,771)	22,312	10,139	-	19,031	(19,740)
Setas Colombianas S.A.	-	1,570	-	(1)	1,594	-
Compañía Nacional de Chocolates Perú S.A.	-	-	(1)	(1)	-	1
La Recetta Soluciones Gastronómicas Integradas S.A.S.	-	(158)	-	-	(439)	-
Gestión Cargo Zona Franca S.A.S.	-	4,789	-	-	1,797	-
Comercial Nutresa S.A.S.	-	(700)	5	-	(1,942)	25
Industrias Aliadas S.A.	-	1,601	-	-	1,851	1
Operar Colombia S.A.S.	-	(380)	-	-	(336)	-
Servicios Nutresa S.A.S.	-	221	(22)	-	6,350	11
Fideicomiso Grupo Nutresa	-	5	-	-	12	-
Productos Naturela S.A.S. ⁽¹⁾	-	81	(54)	-	-	-
Total	(55,409)	109,162	53,307	(51,875)	100,965	11,627

Table 2

	Accumulated to June					
	2019			2018		
	Dividends received	Share of Income for the Period	Share of Other Comprehensive Income	Dividends received	Share of Income for the Period	Share of Other Comprehensive Income
Cía. de Galletas Noel S.A.S.	(29,750)	59,555	7,593	(21,539)	47,861	(85,653)
Compañía Nacional de Chocolates S. A. S.	(38,558)	58,452	10,644	-	58,910	(51,591)
Tropical CoffeeCompany S.A.S.	-	(1,076)	-	-	373	-
Industria Colombiana de Café S.A.S.	-	13,318	3,630	-	4,198	(23,180)
Industria de Alimentos Zenú S.A.S.	-	2,976	(245)	(14,977)	8,436	(2,048)
Inverlogy S.A.S. ⁽³⁾	-	339	-	-	1,389	11
Meals Mercadeo de Alimentos de Colombia S.A.S.	-	(11,976)	(248)	-	(6,720)	(219)
Molino Santa Marta S.A.S.	-	7,648	-	-	3,775	1
Novaventa S.A.S.	-	18,099	(112)	(30,334)	18,588	(44)
Pastas Comarrico S.A.S.	-	1,245	-	-	975	-
Productos Alimenticios Doria S.A.S.	-	10,367	(92)	(33,493)	6,274	(140)
Alimentos Cárnicos S.A.S.	(28,382)	51,944	7,427	-	37,455	(69,634)
Setas Colombianas S.A.	(10,658)	3,219	-	(2,948)	2,520	-
Compañía Nacional de Chocolates Perú S.A.	-	-	-	(2)	-	-
La Recetta Soluciones Gastronómicas Integradas S.A.S.	-	(246)	-	-	(430)	-
Gestión Cargo Zona Franca S.A.S.	-	9,912	-	-	4,705	-
Comercial Nutresa S.A.S.	-	(1,985)	5	-	4,294	50
Industrias Aliadas S.A.	-	2,581	-	-	2,363	2
Opperar Colombia S.A.S.	-	(75)	-	-	376	-
Servicios Nutresa S.A.S.	-	642	(43)	-	1,635	(8)
Fideicomiso Grupo Nutresa	-	17	-	-	(28)	-
Productos Naturela S.A.S. ⁽¹⁾	-	74	(54)	-	-	-
Total	(107,348)	225,030	28,505	(103,293)	196,949	(232,453)

Table 3

- (1) In September 2018, a 60% stake, was obtained, via the acquisition of shares (capitalization), in the amount of \$3,221, of Productos Naturela S. A. S., a company dedicated to the production and commercialization of healthy and functional foods. This acquisition is aligned with the purpose of expansion towards innovative products, that benefit the health and nutrition of its consumers.
- (2) Corresponds to the investment with negative equity which is provisioned, and is presented in the Statement of Financial Position in other provisions.
- (3) As of March 2018, Litoempaques S.A.S., changed its corporate name to Servicios Logypack S.A.S., and in November of 2018, the latter changed its corporate name to Inverlogy S. A. S.

There are no variations in the participation of Shareholders between December 2018 and June 2019. The dividends received in subsidiaries, are recognizes as the lessor value of the investment, as part of the application of the equity method. At June 31, 2019, there are dividend receivable in the amount of \$6,229 (2018: \$0).

Dividends received, from subsidiaries, generate an impact on cash flow in the amount of \$101,118 (2018 - \$102,969).

Nota 6. INVERSIONES EN ASOCIADAS

The following is a breakdown of the investments over which Grupo Nutresa has significant influence, and which are classified as associates:

	Country	% Participation	Book value	
			June 2019	December 2018
Associates				
Bimbo de Colombia S.A.	Colombia	40%	140,285	139,918
Estrella Andina S.A.S.	Colombia	30%	11,822	10,688
Wellness Food Company S.A.S.	Colombia	20%	630	-
Total associates			152,737	150,606

Table 4

Condensed Separate Interim Financial Statements (Unaudited)
Second Quarter

	Second Quarter				Accumulated to June 30th			
	2019		2018		2019		2018	
	Share of Profit and Loss for the Period	Share of Other Comprehensive Income	Share of Profit and Loss for the Period	Share of Other Comprehensive Income	Share of Profit and Loss for the Period	Share of Other Comprehensive Income	Share of Profit and Loss for the Period	Share of Other Comprehensive Income
Associates								
Bimbo de Colombia S.A.	66	172	2,108	(674)	27	340	321	(1,011)
Estrella Andina S.A.S.	(592)	-	(436)	-	(966)	-	(1,034)	-
Wellness Food Company S.A.S.	-	-	-	-	-	-	-	-
Total associates	(526)	172	1,672	(674)	(939)	340	(713)	(1,011)

Table 5

Bimbo de Colombia S.A.

Bimbo de Colombia S.A. is a company domiciled in Tenjo, Colombia, and is dedicated primarily, to the manufacturing of baked goods.

Estrella Andina S.A.S.

Estrella Andina S.A.S. is a simplified joint stock company, engaged in the marketing of ready-made meals in the cafeterias, in which Nutresa has a 30% stake, having as its majority Shareholder, Grupo Alsea, with an interest of 70%.

Wellness Food Company S. A. S.

Wellness Food Company S.A.S. is a simplified joint stock company domiciled in Itagui, Colombia, dedicated mainly to the elaboration of dairy products and other types of prepared foods.

The movements of investments in associates, are as follows:

	2019	2018
Opening balance	150,606	149,441
Increased of contributions (*)	2,730	3,000
Participation in profit and loss	(939)	(1,377)
Participation comprehensive income	340	(458)
Ending balance	152,737	150,606

Table 6

Increase in contributions in associates and joint ventures

In February 2019, a capitalization was realized, in Estrella Andina S.A.S., in which Grupo Nutresa invested \$2,100, without generating changes in the percentage of participation. In June 2019, Grupo Nutresa invested \$630 in the Wellness Food Company S.A.S.

During the period covered by these Financial Statements, no dividends were received from these investments.

None of the associates and joint ventures, held by the Group are listed on a stock market, and consequently, there are no quoted market prices for the investment.

Nota 7. OTHER NON-CURRENT FINANCIAL ASSETS

Grupo Nutresa classifies portfolio investments that are not held for trading, as financial instruments, measured at fair value through "Other comprehensive income".

The results for the period include income from dividends on these instruments, and which are recognized, by Nutresa, on the date that the right to receive future payments is established, which is the date of declaration of dividends by the issuing company. "Other comprehensive income" includes changes in the fair value of these financial instruments.

The breakdown of financial instruments, is as follows:

Book Value	Number of shares held	Participation as % in Total Ordinary Shares	June 2019	December 2018
Grupo de Inversiones Suramericana S. A.	61,021,436	13.01% (2018-13.09%)	2,080,831	1,971,736
Grupo Argos S. A.	79,804,628	12.36%	1,380,620	1,348,698
Other companies	-	-	2,036	2,036
			3,463,487	3,322,470

Table 7

	Second Quarter				Accumulated to June 30 th			
	2019		2018		2019		2018	
	Dividend Income	Profit on Fair Value Measurement	Dividend Income	Loss on Fair Value Measurement	Dividend Income	Profit on Fair Value Measurement	Dividend Income	Loss on Fair Value Measurement
Grupo de Inversiones Suramericana S.A.	-	(154,994)	-	19,004	33,562	120,975	30,763	(160,347)
Grupo Argos S.A.	-	(63,844)	26,176	82,997	27,931	31,922	26,176	(81,401)
Other companies(*)	-	-	-	-	-	-	447	-
	-	(218,838)	26,176	102,001	61,493	152,897	57,386	(241,748)

Table 8

The value of the dividend per share, declared for 2019, by Grupo de Inversiones Suramericana S. A. was \$550 (pesos), yearly per share. These will be paid quarterly, in the amount of \$137.50. For its part, Grupo Argos S. A. declared, in the month of March, dividends, in the amount of \$350 (pesos), yearly, per share, to be paid quarterly, in the amount of \$87.50.

For 2018, the annual value, per share, was \$328 Pesos, (\$82 Pesos per quarter), for Grupo Argos S. A., and \$518 Pesos, (\$129.50 Pesos per quarter) for Grupo de Inversiones Suramericana S. A.

Income from dividends, recognized for the first quarter of 2019, for portfolio investments, corresponds mainly to the total annual dividend, declared by the issuers, and no similar income for the remainder of the year is expected.

In January of 2019, the sale of 365,114 shares of equity instruments of Grupo de Inversiones Suramericana de inversiones S. A., were sold, in the amount of \$11,880.

At June 30, 2018, accounts receivable, from dividends of financial instruments, are \$46,120 (2018: \$14,498).

The dividends received generated an impact in cash flows of \$29,872 (2018: 20,569), which correspond to the those effectively received in bank, during the year.

At June 30th, 2019, there were pledges of 26,686,846 (December 2018: 22,103,000) shares of Grupo de Inversiones Suramericana S.A., in favor of financial entities in Colombia, as collateral for obligations, contracted by Grupo Nutresa and its subsidiaries.

7.1. Fair value measurement of financial instruments

The fair value of shares traded and that are classified as high trading volume is determined based on the price quoted on the Colombian Stock Exchange; this measurement is in the Hierarchy 1, established by IFRS 13 for measuring fair value. This category includes investments held by Grupo Nutresa in Grupo de Inversiones Suramericana S.A. and Grupo Argos S.A. This measurement is realized monthly and generated a profit of \$359,855 (2018: loss \$803,065), recognized in the other comprehensive income.

The following is the value per share, used in the valuation of investments listed on the Colombian Stock Exchange:

Price per share (in Colombian Pesos)	June 2019	December 2018
Grupo de Inversiones Suramericana S. A.	34,100	32,120
Grupo Argos S. A.	17,300	16,900

Table 9

Investments in other companies classified in this category are measured at fair value on a non-recurrent basis, only when a market value is available. The Company considers omission of recurrent measurement of these investments is immaterial for the presentation of Grupo Nutresa's Financial Statements.

There have been no changes in the fair value hierarchy for the measurement of these investments, nor have there been changes in the valuation techniques used.

Nota 8. TRADE AND OTHER ACCOUNT PAYABLES

The General Shareholders' Meeting of Grupo Nutresa, in its ordinary meeting of March 26, 2019, declared an ordinary dividend of \$51 per share, and per month, equivalent to \$612, per year, per share (2018 - \$566.40 per year, per share), on 460,123,458 outstanding shares, during the months of April 2019 to March 2020, inclusive, for a total of \$281,596 (2018: \$260,614).

This dividend was declared, from the untaxed earnings generated on 2018, in the amount of \$281,596. In 2018, the dividend was declared, by taking the untaxed earnings from 2017, in the amount of \$64,218, as well as, earnings profit from 2017, in the amount of \$196,396.

At June 2019, dividends were paid in the amount of \$135,023 (2018: \$126,304).

Accounts payable, at June 31, 2019, of \$220,891 (December 2018 - \$74,322), include primary dividends payable, in the amount of \$219,987 (December 2018: \$73,415), for this concept.

Nota 9. EVENTS AFTER THE REPORTING PERIOD

In July, Grupo Nutresa, through its subsidiary Abimar Foods, Inc., a company domiciled in Texas, USA, constituted Kibo Foods LLC, which will have the purpose to produce products by request of third parties and to market products of the Group in the United States. The new company is domiciled in the State of Texas, USA, and belongs 100% indirectly to Grupo Nutresa. Its constitution did not require capital contribution.

In March of 2019, Grupo Nutresa S.A. entered into an agreement to acquire control of Atlantic FS S.A.S. ("AFS"), a Colombian company, dedicated to the distribution of food, within the institutional channel. Once the procedural paperwork is completed before the corresponding authorities, and the other conditions, for the closing of the business are met, Grupo Nutresa would have 51% of the shares of AFS. The amount of the transaction would be equivalent to, approximately, \$42,000, which will be adjusted, at the closing date, of the business, based on the working capital and financial obligations of AFS.

Separate Financial Statements of Grupo Nutresa S.A.

The Separate Financial Statements of Grupo Nutresa S.A. report COP 285.584 million in operating revenues for the first half of 2019, which are derived from the application of the equity method on subsidiaries and associated companies for COP 224.091 million, and from the recognition of dividends from the investment portfolio totaling COP 61.493 million. Net profit amounts to COP 284.673 million and the equity totals COP 8.6 trillion.