

REVENUE, TAXES PAID AND OPERATING PROFIT YEAR 2019

GRI 415-1

[Grupo Nutresa](#) [Tax Policy](#)

Aware of the social and economic impact in the countries where it operates, Grupo Nutresa contributes to fiscal management and responsibilities transparently. Through the policy and strategy developed, it seeks that tax management is framed in legal and ethical actions, complying with parameters of fair competition and achieving sustainable tax strategies over time, with the due observance of current tax regulations and transfer rates.

This has led to having a very good relationship with and trust of the tax authorities in each country where we operate. In Colombia, we have managed to have legally stable contracts that allow us to reduce financial, reputational and continuity risks, significantly contributing to growth and social investment.

UNITED STATES

918,3 | 9,6 | 69.0

MEXICO

343,6 | 4.5 | 21.1

DOMINICAN REPUBLIC AND THE CARIBBEAN

186,6 | 7.3 | 21.7

CENTRAL AMERICA

978,3 | 23,7 | 91,0

COLOMBIA

6.203,8 | 101,0 | 606,4

ECUADOR

144,3 | 3,8 | 33,7

PERU

227,1 | 8,0 | 35,9

CHILE

750,2 | 45,3 | 59,1

(COP Billions)



Ventas



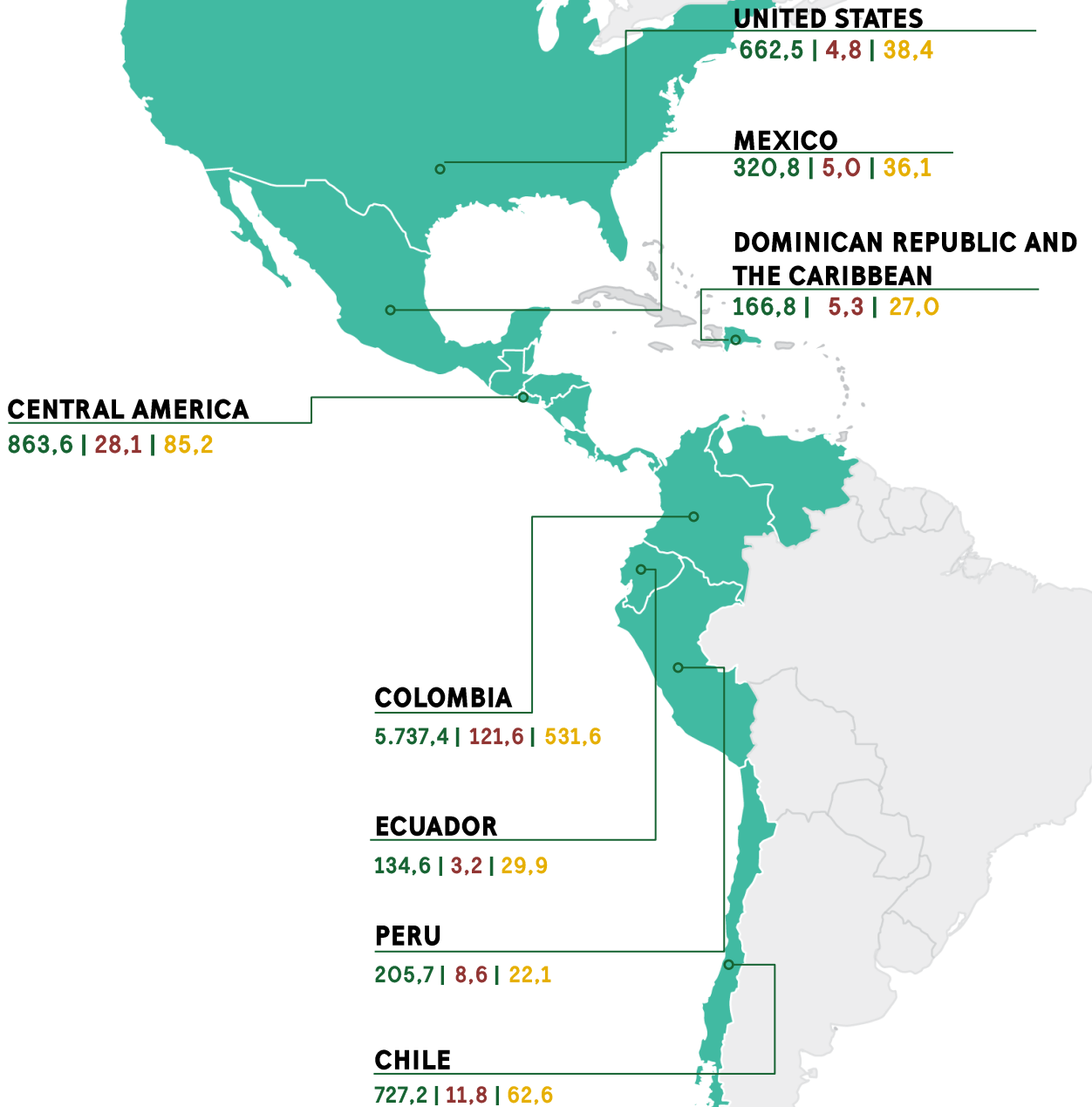
Impuesto de renta



Utilidad Operativa

REVENUE, TAXES PAID AND OPERATING PROFIT YEAR 2018

GRI 415-1



(COP billions)



Revenue



Taxes Paid

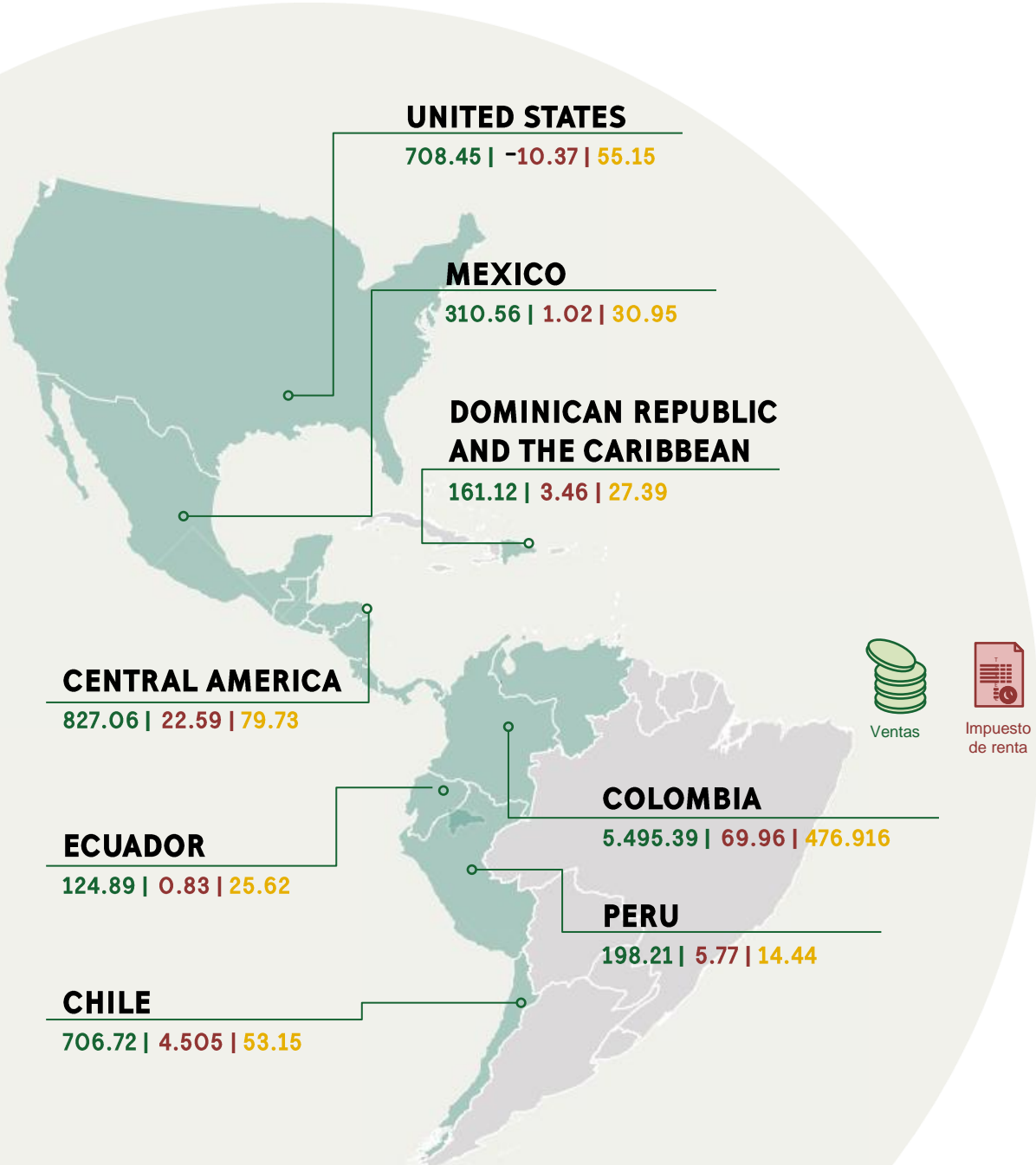


Operating Profit

Grupo Nutresa
Tax Policy

REVENUE, TAXES PAID AND OPERATING PROFIT YEAR 2017

GRI 415-1



Ventas



Impuesto de renta



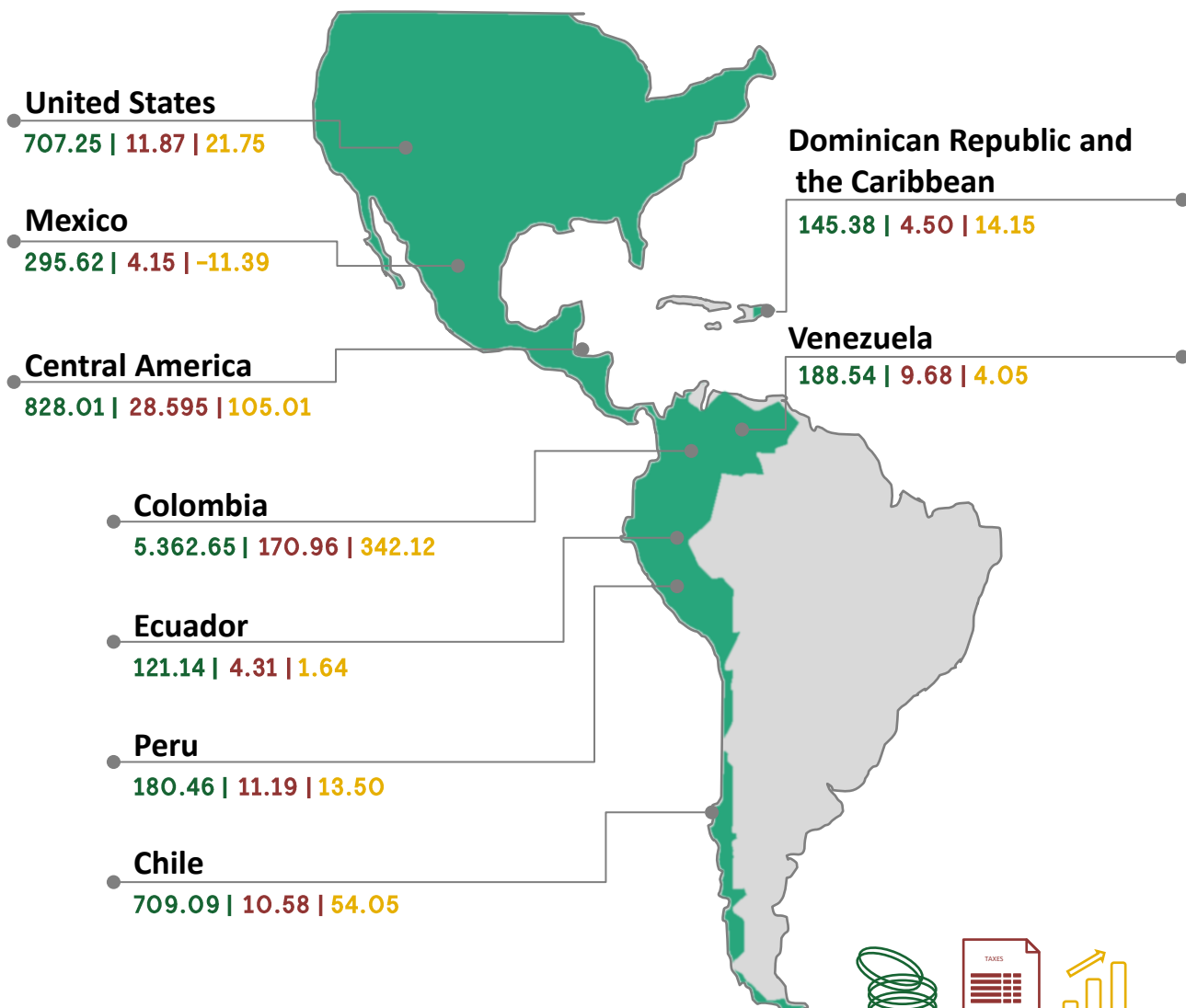
Utilidad Operativa

Grupo Nutresa Tax policy

(COP Billions)

REVENUE, TAXES PAID AND OPERATING PROFIT YEAR 2016

GRI 415-1




Revenue Taxes Paid Operating Profit