



# Grupo Nutresa S. A.

Condensed Consolidated Interim Financial  
Statements as of June 30<sup>th</sup>, 2021 and 2020

*(Unaudited information)*

UN FUTURO  
ENTRE TODOS




## Consolidated Statement of Financial Position


As of June 30<sup>th</sup>, 2021 and December 31<sup>st</sup>, 2020 (values expressed in millions of Colombian Pesos)  
(Unaudited information)

	Notes	June 2021	December 2020
<b>ASSETS</b>			
<b>Current assets</b>			
Cash and cash equivalents		\$ 882.837	\$ 933.564
Trade and other receivables, net	6	1.229.635	1.191.711
Inventories		1.460.169	1.379.984
Biological assets	7	159.664	127.614
Other assets		434.423	228.087
Non-current assets held for sale		177	177
<b>Total current assets</b>		<b>\$ 4.166.905</b>	<b>\$ 3.861.137</b>
<b>Non-current assets</b>			
Trade and other receivables, net	6	33.090	26.548
Investments in associated and joint ventures	9	213.813	196.498
Other financial non-current assets	10	1.986.961	2.678.991
Property, plant and equipment, net	11	3.540.539	3.434.206
Right-of-use assets	12	801.902	829.563
Investment properties		8.898	9.056
Goodwill	13	2.465.758	2.369.706
Other intangible assets		1.348.166	1.303.838
Deferred tax assets	14.4	765.430	740.891
Other assets		90.400	87.447
<b>Total non-current assets</b>		<b>\$ 11.254.957</b>	<b>\$ 11.676.744</b>
<b>TOTAL ASSETS</b>		<b>\$ 15.421.862</b>	<b>\$ 15.537.881</b>
<b>LIABILITIES</b>			
<b>Current liabilities</b>			
Financial obligations	15	376.104	486.736
Right-of-use liabilities	16	114.611	126.727
Trade and other payables	17	1.470.292	1.283.494
Tax charges	14.2	283.931	240.011
Employee benefits liabilities	18	201.788	217.033
Provisions	19	3.456	3.450
Other liabilities		91.995	83.209
<b>Total current liabilities</b>		<b>\$ 2.542.177</b>	<b>\$ 2.440.660</b>
<b>Non-current liabilities</b>			
Financial obligations	15	2.992.193	2.865.638
Right-of-use liabilities	16	742.327	747.296
Employee benefits liabilities	18	198.986	196.244
Deferred tax liabilities	14.4	1.061.524	1.020.416
Provisions	19	5.959	5.909
Other liabilities		2.505	4.576
<b>Total non-current liabilities</b>		<b>\$ 5.003.494</b>	<b>\$ 4.840.079</b>
<b>TOTAL LIABILITIES</b>		<b>\$ 7.545.671</b>	<b>\$ 7.280.739</b>
<b>SHAREHOLDER EQUITY</b>			
Share capital issued		2.301	2.301
Paid-in-capital		546.832	546.832
Reserves and retained earnings		4.229.917	4.003.255
Other comprehensive income, accumulated		2.661.798	3.070.019
Earnings for the period		366.709	575.441
<b>Equity attributable to the controlling interest</b>		<b>\$ 7.807.557</b>	<b>\$ 8.197.848</b>
Non-controlling interest		68.634	59.294
<b>TOTAL SHAREHOLDER EQUITY</b>		<b>\$ 7.876.191</b>	<b>\$ 8.257.142</b>
<b>TOTAL LIABILITIES AND EQUITY</b>		<b>\$ 15.421.862</b>	<b>\$ 15.537.881</b>


The Notes are an integral part of the Condensed Consolidated Interim Financial Statements.



Carlos Ignacio Gallego Palacio  
President



Jaime León Montoya Vásquez  
General Accountant  
Professional Card No. 45056-T




Juber Ernesto Carrión  
External Auditor – Professional Card No. 86122-T  
Designed by PwC Contadores y Auditores S.A.S.

## Consolidated Comprehensive Income Statement


From January 1<sup>st</sup> to June 30<sup>th</sup> (values expressed in millions of Colombian Pesos)  
(Unaudited information)

	Notes	January-June 2021	January-June 2020
<b>Continuing operations</b>			
<b>Operating revenue</b>	<b>5.1</b>	<b>\$ 5.775.714</b>	<b>\$ 5.324.782</b>
Cost of goods sold	21	(3.382.097)	(3.068.367)
<b>Gross profit</b>		<b>\$ 2.393.617</b>	<b>\$ 2.256.415</b>
Administrative expenses	21	(250.228)	(238.385)
Sales expenses	21	(1.501.195)	(1.382.895)
Production expenses	21	(106.350)	(89.479)
Exchange differences on operating assets and liabilities	23.2	(1.215)	(311)
Other operating expenses, net	22	6.406	(8.501)
<b>Operating profit</b>		<b>\$ 541.035</b>	<b>\$ 536.844</b>
Financial income		7.768	9.702
Financial expenses	15.7	(113.201)	(155.031)
Dividends	10	67.758	68.694
Exchange differences on non-operating assets and liabilities	23.2	5.651	(121)
Share of profit of associates and joint ventures	9	(2.618)	(5.768)
<b>Income before tax and non-controlling interest</b>		<b>\$ 506.393</b>	<b>\$ 454.320</b>
Current income tax	14.3	(123.235)	(143.102)
Deferred income tax	14.3	(9.018)	20.339
<b>Profit after taxes from continuous operations</b>		<b>\$ 374.140</b>	<b>\$ 331.557</b>
Discontinued operations, after income tax		(279)	(264)
<b>Net profit for the period</b>		<b>\$ 373.861</b>	<b>\$ 331.293</b>
<b>Profit for the period attributable to:</b>			
Controlling interest		\$ 366.709	\$ 328.773
Non-controlling interest		7.152	2.520
<b>Net profit for the period</b>		<b>\$ 373.861</b>	<b>\$ 331.293</b>
<b>Earnings per share (*)</b>			
Basic, attributable to controlling interest (in Colombian pesos)		<b>797,42</b>	<b>714,53</b>
<i>(*) Calculated on 459.871.484 shares (2020 - 460.123.458 shares)</i>			
<b>OTHER COMPREHENSIVE INCOME</b>			
<b>Items that are not subsequently reclassified to profit and loss:</b>			
(Losses) Gains on actuarial defined benefit plans		\$ 729	\$ 5.049
Equity instruments, measured at fair value	10	(730.491)	(1.567.746)
Income tax from items that will not be reclassified		(228)	(2.427)
<b>Total items that are not subsequently reclassified to profit and loss</b>		<b>\$ (729.990)</b>	<b>\$ (1.565.124)</b>
<b>Items that are or may be subsequently reclassified to profit and loss:</b>			
Share of other comprehensive income of associate and joint ventures	9	8.004	5.464
Exchange differences on translation of foreign operations	23.1	272.230	237.990
Cash flow hedges		63.393	8.927
Income tax from items that will be reclassified		(19.020)	(4.339)
<b>Total items that are or may be subsequently reclassified to profit and loss:</b>		<b>\$ 324.607</b>	<b>\$ 248.042</b>
<b>Other comprehensive income, net taxes</b>		<b>\$ (405.383)</b>	<b>\$ (1.317.082)</b>
<b>TOTAL COMPREHENSIVE INCOME FOR THE PERIOD</b>		<b>\$ (31.522)</b>	<b>\$ (985.789)</b>
<b>Total comprehensive income attributable to:</b>			
Controlling interest		(41.838)	(990.056)
Non-controlling interest		10.316	4.267
<b>Total comprehensive income</b>		<b>\$ (31.522)</b>	<b>\$ (985.789)</b>


The Notes are an integral part of the Condensed Consolidated Interim Financial Statements.



Carlos Ignacio Gallego Palacio  
President



Jaime León Montoya Vásquez  
General Accountant  
Professional Card No. 45056-T




Juber Ernesto Carrión  
External Auditor – Professional Card No. 86122-T  
Designed by PwC Contadores y Auditores S.A.S.

## Consolidated Comprehensive Income Statement


From April 1<sup>st</sup> to June 30<sup>th</sup> (values expressed in millions of Colombian Pesos)  
(Unaudited information)

	Notes	April-June 2021	April-June 2020
<b>Continuing operations</b>			
<b>Operating revenue</b>	<b>5.1</b>	<b>\$ 2.942.014</b>	<b>\$ 2.665.449</b>
Cost of goods sold	21	(1.735.923)	(1.541.575)
<b>Gross profit</b>		<b>\$ 1.206.091</b>	<b>\$ 1.123.874</b>
Administrative expenses	21	(131.300)	(119.542)
Sales expenses	21	(777.549)	(676.509)
Production expenses	21	(55.938)	(51.216)
Exchange differences on operating assets and liabilities	23.2	6.196	13.527
Other operating (expenses) incomes, net	22	2.597	(9.931)
<b>Operating profit</b>		<b>\$ 250.097</b>	<b>\$ 280.203</b>
Financial income		4.407	5.402
Financial expenses	15.7	(54.773)	(78.002)
Dividends	10	9	3.112
Exchange differences on non-operating assets and liabilities	23.2	(21)	(16.514)
Share of profit of associates and joint ventures	9	205	548
<b>Income before tax and non-controlling interest</b>		<b>\$ 199.924</b>	<b>\$ 194.749</b>
Current income tax	14.3	(51.509)	(66.612)
Deferred income tax	14.3	(7.633)	11.933
<b>Profit after taxes from continuous operations</b>		<b>\$ 140.782</b>	<b>\$ 140.070</b>
Discontinued operations, after income tax		(167)	(169)
<b>Net profit for the period</b>		<b>\$ 140.615</b>	<b>\$ 139.901</b>
<b>Profit for the period attributable to:</b>			
Controlling interest		\$ 137.158	\$ 138.479
Non-controlling interest		3.457	1.422
<b>Net profit for the period</b>		<b>\$ 140.615</b>	<b>\$ 139.901</b>
<b>Earnings per share (*)</b>			
Basic, attributable to controlling interest (in Colombian pesos)		<b>298,25</b>	<b>300,96</b>
<i>(*) Calculated on 459.871.484 shares (2020 - 460.123.458 shares)</i>			
<b>OTHER COMPREHENSIVE INCOME</b>			
<b>Items that are not subsequently reclassified to profit and loss:</b>			
Actuarial gains (losses) on defined benefit plans		\$ 932	\$ 2.124
Equity instruments, measured at fair value	10	(342.848)	(277.337)
Income tax from items that will not be reclassified		(269)	(1.631)
<b>Total items that are not subsequently reclassified to profit and loss</b>		<b>\$ (342.185)</b>	<b>\$ (276.844)</b>
<b>Items that are or may be subsequently reclassified to profit and loss:</b>			
Share of other comprehensive income of associate and joint ventures	9	2.960	(2.939)
Exchange differences on translation of foreign operations	23.1	(5.905)	(222.635)
Cash flow hedges		(9.793)	(6.943)
Income tax from items that will be reclassified		1.284	3.045
<b>Total items that are or may be subsequently reclassified to profit and loss:</b>		<b>\$ (11.454)</b>	<b>\$ (229.472)</b>
<b>Other comprehensive income, net taxes</b>		<b>\$ (353.639)</b>	<b>\$ (506.316)</b>
<b>TOTAL COMPREHENSIVE INCOME FOR THE PERIOD</b>		<b>\$ (213.024)</b>	<b>\$ (366.415)</b>
<b>Total comprehensive income attributable to:</b>			
Controlling interest		\$ (216.428)	\$ (365.551)
Non-controlling interest		3.404	(864)
<b>Total comprehensive income</b>		<b>\$ (213.024)</b>	<b>\$ (366.415)</b>


The Notes are an integral part of the Condensed Consolidated Interim Financial Statements.



Carlos Ignacio Gallego Palacio  
President



Jaime León Montoya Vásquez  
General Accountant  
Professional Card No. 45056-T



Juber Ernesto Carrión  
External Auditor – Professional Card No. 86122-T  
Designed by PwC Contadores y Auditores Ltda.

## Consolidated Exchange in Equity Statement

From January 1<sup>st</sup> to June 30<sup>th</sup> (values expressed in millions of Colombian Pesos)

	Share capital issued	Paid-in-capital	Reserves and retained earnings	Earnings for the period	Other comprehensive income, accumulated	Total equity attributable to the controlling interest	Non-controlling interest	Total
<b>Equity at December 31st of 2020</b>	<b>2.301</b>	<b>546.832</b>	<b>4.003.255</b>	<b>575.441</b>	<b>3.070.019</b>	<b>8.197.848</b>	<b>59.294</b>	<b>8.257.142</b>
Profit for the period	-	-	-	366.709	-	366.709	7.152	373.861
Other comprehensive income for the period	-	-	-	-	(408.547)	(408.547)	3.164	(405.383)
<b>Comprehensive income for the period</b>	<b>-</b>	<b>-</b>	<b>-</b>	<b>366.709</b>	<b>(408.547)</b>	<b>(41.838)</b>	<b>10.316</b>	<b>(31.522)</b>
Transfer to accumulated results	-	-	575.441	(575.441)	-	-	-	-
Cash dividends (Note 20)	-	-	(323.006)	-	-	(323.006)	(1.019)	(324.025)
Shares buyback (Note 20)	-	-	(26.125)	-	-	(26.125)	-	(26.125)
Dividends from shares buyback (Nota 20)	-	-	677	-	-	677	-	677
Realization of other comprehensive income	-	-	(326)	-	326	-	-	-
Other equity movements	-	-	1	-	-	1	43	44
<b>Equity at June 30th of 2021</b>	<b>2.301</b>	<b>546.832</b>	<b>4.229.917</b>	<b>366.709</b>	<b>2.661.798</b>	<b>7.807.557</b>	<b>68.634</b>	<b>7.876.191</b>
<b>Equity at December 31st of 2019</b>	<b>2.301</b>	<b>546.832</b>	<b>3.801.830</b>	<b>503.518</b>	<b>3.770.120</b>	<b>8.624.601</b>	<b>57.486</b>	<b>8.682.087</b>
Profit for the period	-	-	-	328.773	-	328.773	2.520	331.293
Other comprehensive income for the period	-	-	-	-	(1.318.829)	(1.318.829)	1.747	(1.317.082)
<b>Comprehensive income for the period</b>	<b>-</b>	<b>-</b>	<b>-</b>	<b>328.773</b>	<b>(1.318.829)</b>	<b>(990.056)</b>	<b>4.267</b>	<b>(985.789)</b>
Transfer to accumulated results	-	-	503.518	(503.518)	-	-	-	-
Cash dividends (Note 20)	-	-	(298.712)	-	-	(298.712)	(4.522)	(303.234)
Realization of other comprehensive income	-	-	(3.350)	-	3.350	-	-	-
Other equity movements	-	-	2	-	-	2	37	39
<b>Equity at June 30th of 2020</b>	<b>2.301</b>	<b>546.832</b>	<b>4.003.288</b>	<b>328.773</b>	<b>2.454.641</b>	<b>7.335.835</b>	<b>57.268</b>	<b>7.393.103</b>

The Notes are an integral part of the Condensed Consolidated Interim Financial Statements.



Carlos Ignacio Gallego Palacio  
President



Jaime Leon Montoya Vásquez  
General Accountant  
Professional Card No. 45056-T



Juber Ernesto Carrión  
External Auditor – Professional Card No. 86122-T  
Designed by PwC Contadores y Auditores S.A.S.

## Consolidated Cash-flow Statement

From January 1<sup>st</sup> to June 30<sup>th</sup> (values expressed in millions of Colombian Pesos)

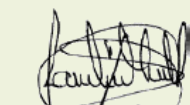
The Notes are an integral part of the Condensed Consolidated Interim Financial Statements.

	January-June 2021	January-June 2020
<b>Cash flow from operating activities</b>		
Collection from sales of goods and services	\$ 5.739.748	\$ 5.408.016
Payments to suppliers for goods and services	(4.155.372)	(4.038.964)
Payments to and on behalf of employees	(956.768)	(902.943)
Income taxes and other taxes	(168.670)	(108.873)
Other cash outflows	(72.498)	16.047
<b>Net cash flow (used in) from operating activities</b>	<b>\$ 386.440</b>	<b>\$ 373.283</b>
<b>Cash flow from investment activities</b>		
Purchase of other equity instruments	(37.044)	-
Purchases of equity of associates and joint ventures (Note 9)	(11.929)	(2.293)
Purchases of property, plant, and equipment (Note 11)	(163.554)	(95.372)
Amounts from the sale of productive assets	39.211	402
Purchase of Intangibles and other productive assets	(6.931)	(12.738)
Dividends received (Note 10)	56.299	31.769
Interest received	6.814	7.168
Payments to third parties, to obtain control of subsidiaries	-	(8.379)
Other cash (outflows) inflows	-	3
<b>Net cash flow used in investment activities</b>	<b>\$ (117.134)</b>	<b>\$ (79.440)</b>
<b>Cash flow from financing activities</b>		
Proceeds from loans	(28.878)	268.462
Dividends paid (Note 20)	(155.369)	(147.823)
Shares buyback	(26.125)	-
Interest paid	(59.849)	(94.498)
Paid leases	(79.218)	(77.438)
Fees and other financial expenses	(20.670)	(17.736)
Other cash inflows	5.285	(2.488)
<b>Net cash flow (used in) from financing activities</b>	<b>\$ (364.824)</b>	<b>\$ (71.521)</b>
<b>(Decrease) increase in cash and cash equivalent from activities</b>	<b>\$ (95.518)</b>	<b>\$ 222.322</b>
Cash flow from discontinued operations	343	188
Net foreign exchange differences	44.448	22.988
<b>Net (Decrease) increase in cash and cash equivalents</b>	<b>(50.727)</b>	<b>245.498</b>
Cash and cash equivalents at the beginning of the period	933.564	497.947
<b>Cash and cash equivalents at the end of the period</b>	<b>\$ 882.837</b>	<b>\$ 743.445</b>

The Notes are an integral part of the Condensed Consolidated Interim Financial Statements.



Carlos Ignacio Gallego Palacio  
President



Jaime León Montoya Vásquez  
General Accountant  
Professional Card No. 45056-T



Juber Ernesto Carrión  
External Auditor – Professional Card No. 86122-T  
Designed by PwC Contadores y Auditores S.A.S.

## Notes for the Condensed Consolidated Interim Financial Statements

A three-month Intermediate period, between April 1 and June 30 of 2021 and 2020, and a six-month period, between January 1 and June 30 of 2021 and 2020, except for the Consolidated Statement of Financial Position, that is presented, for comparability purposes at June 30, 2021 and December 31, 2020.

(Values are expressed as millions of Colombian Pesos, except for the values in foreign currency, exchange rates, and number of shares)

### Note 1. CORPORATE INFORMATION

#### 1.1 Entity and corporate purpose of the Parent Company and subsidiaries

Grupo Nutresa S.A. and its subsidiaries, (hereinafter referred to as: Grupo Nutresa, the Company, the Group, or Nutresa), constitute an integrated and diversified food industry group, that operates mainly in Colombia and Latin America.

The Parent Company is Grupo Nutresa S.A., an anonymous corporation of Colombian nationality, incorporated on April 12, 1920, with its headquarters in the City of Medellin, Colombia, and whose terms expire, on April 12, 2050. The Corporate Business Purpose consists of the investment, or application of available resources, in organized enterprises, under any of the forms permitted by law, whether domestic or foreign, and aimed at the use of any legal economic activity, either tangible or intangible assets, with the purpose of safeguarding its capital.

Below is information of subsidiaries: Name, Main Activity, Principle Domicile, Functional Currency, and Percentage of Shares held by Grupo Nutresa:

Entity	Main Activity	Functional Currency (*)	% Participation	
			2021	2020
<b>Colombia</b>				
Industria Colombiana de Café S.A.S.	Production of coffee and coffee related products	COP	100,00%	100,00%
Compañía Nacional de Chocolates S.A.S.	Production of chocolates, its derivatives, and related products	COP	100,00%	100,00%
Compañía de Galletas Noel S.A.S.	Production of biscuits, cereals, et al,	COP	100,00%	100,00%
Industria de Alimentos Zenú S.A.S.	Production and sales of meats and its derivatives	COP	100,00%	100,00%
Productos Alimenticios Doria S.A.S.	Production of pasta, flour, and cereals	COP	100,00%	100,00%
Molino Santa Marta S.A.S.	Milling of grains	COP	100,00%	100,00%
Alimentos Cárnicos S.A.S.	Production of meats and its derivatives	COP	100,00%	100,00%
Tropical Coffee Company S.A.S.	Assembly and production of coffee products	COP	100,00%	100,00%
Inverlogy S. A. S.	Production or manufacturing of packaging material	COP	100,00%	100,00%
Pastas Comarrico S.A.S.	Production of pasta, flour, and cereals	COP	100,00%	100,00%
Novaventa S.A.S.	Sales of foods and other items, via direct sales channels	COP	100,00%	100,00%
La Recetta Soluciones Gastronómicas Integradas S.A.S.	Distribution of foods, via institutional channels	COP	70,00%	70,00%
Meals Mercadeo de Alimentos de Colombia S.A.S.	Production and sales of ice cream, dairy beverages, et al,	COP	100,00%	100,00%
Servicios Nutresa S.A.S.	Provision of specialized business services	COP	100,00%	100,00%
Setas Colombianas S.A.	Production, processing and sales of mushrooms	COP	99,50%	99,50%
Gestión Cargo Zona Franca S.A.S.	Provision of logistics services	COP	100,00%	100,00%
Comercial Nutresa S.A.S.	Sales of food products	COP	100,00%	100,00%
Industrias Aliadas S.A.S.	Provision of services related to coffee	COP	100,00%	100,00%
Operar Colombia S.A.S.	Provision of transportation services	COP	100,00%	100,00%
Fideicomiso Grupo Nutresa	Management of financial resources	COP	100,00%	100,00%
Fondo de Capital Privado "Cacao para el Futuro"				
– Level A	Investment in cocoa production	COP	100,00%	100,00%
IRCC S.A.S - Industria de Restaurantes Casuales S. A. S.	Production of foods and operation of food establishments providing to the consumer	COP	100,00%	100,00%
LYC S.A.S.	Production of foods and operation of food establishments providing to the consumer	COP	100,00%	100,00%
PJ COL S.A.S.	Production of foods and operation of food establishments providing to the consumer	COP	100,00%	100,00%
New Brands S.A.	Production of dairy and ice cream	COP	100,00%	100,00%
Schadel Ltda. Schalin Del Vecchio Ltda.	Production of foods and operation of food establishments providing to the consumer	COP	99,88%	99,88%
Tabelco S.A.S. in liquidation	Production of foods and operation of food establishments providing to the consumer	COP	100,00%	100,00%
Productos Naturela S.A.S.	Production and marketing of healthy and functional foods	COP	60,00%	60,00%
Atlantic FS S.A.S.	Sales of food products	COP	51,00%	51,00%
Procesos VA S.A.S.	Processing of meat products	COP	100,00%	100,00%
<b>Chile</b>				
Tresmontes Lucchetti S.A.	Provision of specialized business services	CLP	100,00%	100,00%
Nutresa Chile S.A.	Management of financial and investment services	CLP	100,00%	100,00%
Tresmontes Lucchetti Agroindustrial S.A.	Agricultural and industrial production	CLP	100,00%	100,00%

## Condensed Consolidated Interim Financial Statements – (Unaudited) Second quarter

Entity	Main Activity	Functional Currency (*)	% Participation	
			2021	2020
Tresmontes Lucchetti Servicios S.A.	Management of financial and investment services	CLP	100,00%	100,00%
Tresmontes S.A.	Production and sales of foods	CLP	100,00%	100,00%
Lucchetti Chile S.A.	Production of pasta, flour, and cereals	CLP	100,00%	100,00%
Novaceites S.A.	Production and sales of vegetable oils	CLP	50,00%	50,00%
Inversiones Tresmontes S.A.	Management of financial and investment services	CLP	100,00%	100,00%
Tresmontes Lucchetti Inversiones S. A.	Management of financial and investment services	USD	100,00%	100,00%
<b>Costa Rica</b>				
Compañía Nacional de Chocolates DCR S.A.	Production of chocolates and its derivatives	CRC	100,00%	100,00%
Compañía de Galletas Pozuelo DCR S.A.	Production of biscuits, et al,	CRC	100,00%	100,00%
Compañía Americana de Helados S.A.	Production and sales of ice cream	CRC	100,00%	100,00%
Servicios Nutresa CR. S.A.	Specialized business services provider	CRC	100,00%	100,00%
<b>Guatemala</b>				
Comercial Pozuelo Guatemala S.A.	Distribution and sales of food products	QTZ	100,00%	100,00%
Distribuidora POPS S.A.	Sales of ice cream	QTZ	100,00%	100,00%
<b>Mexico</b>				
Nutresa S.A. de C.V.	Production and sales of food products	MXN	100,00%	100,00%
Serer S.A. de C.V.	Personnel services	MXN	0%	100,00%
Servicios Tresmontes Lucchetti S.A. de C.V.	Specialized business services provider	MXN	0%	100,00%
Tresmontes Lucchetti México S.A. de C.V.	Production and sales of foods	MXN	100,00%	100,00%
TMLUC Servicios Industriales S.A. de CV	Specialized business services provider	MXN	0%	100,00%
<b>Panama</b>				
Promociones y Publicidad Las Américas S.A.	Management of financial and investment services	PAB	100,00%	100,00%
Alimentos Cárnicos de Panamá S.A.	Production of meats and its derivatives	PAB	100,00%	100,00%
American Franchising Corp. (AFC)	Management of financial and investment services	USD	100,00%	100,00%
LYC Bay Enterprise INC.	Management of financial and investment services	USD	0%	100,00%
Sun Bay Enterprise INC.	Management of financial and investment services	USD	0%	100,00%
<b>The United States of America</b>				
Abimar Foods Inc.	Production and sales of food products	USD	100,00%	100,00%
Cordialsa USA. Inc.	Sales of food products	USD	100,00%	100,00%
Kibo Foods LLC	Production and sales of food products	USD	100,00%	100,00%
Cameron's Coffee & Distribution Company	Production of coffee and coffee related products	USD	100,00%	100,00%
CCDC OPCO Holding Corporation	Management of financial and investment services	USD	100,00%	100,00%
<b>Other Countries</b>				
TMLUC Argentina S.A.	Production and sales of food products	Argentina	ARS	100,00%
Corporación Distribuidora de Alimentos S.A. (Cordialsa)	Sales of food products	Ecuador	USD	100,00%
Comercial Pozuelo El Salvador S.A. de C.V.	Distribution and sales of food products	El Salvador	USD	100,00%
Americana de Alimentos S.A. de C.V.	Sales of food products	El Salvador	USD	100,00%
Comercial Pozuelo Nicaragua S.A.	Sales of food products	Nicaragua	NIO	100,00%
Industrias Lácteas Nicaragua S.A.	Sales and logistics management	Nicaragua	NIO	100,00%
Compañía Nacional de Chocolates del Perú S.A.	Production of foods and beverages	Peru	PEN	100,00%
Helados Bon S.A.	Production and sales of ice cream, beverages, and dairy, et al,	Dominican Republic	DOP	81,18%
Compañía de Galletas Pozuelo de República Dominicana S.R.L.	Management of financial and investment services	Dominican Republic	DOP	100,00%
Nutresa South África (PTY) Ltd	Distribution and sales of food products	South Africa	ZAR	100,00%

Table 1

(\*) See Note 23.1, the descriptions of abbreviations, for each currency, and the primary impact on Grupo Nutresa's Financial Statements.

### Changes in the scope of consolidation

**2021:** In 2021, the company Nutresa South Africa (PTY) Ltd was established, with the objective of marketing the group's products in South Africa and other countries on the African continent.

In January, 2021, a merger by absorption agreement was signed between American Franchising Corp. (AFC), LYC Bay Enterprise INC and Sun Bay Enterprise INC., through which LYC Bay Enterprise INC and Sun Bay Enterprise INC, are merged with American Franchising (AFC).

In June, 2021, a merger by absorption agreement was signed between Serer S. A. de C.V. and Nutresa S. A. de C. V., through which Serer S. A. de C. V. are absorbed by Nutresa S. A. de C. V. Otherwise, a merger by absorption was made between Tresmontes Lucchetti México S.A, Servicios Tresmontes Lucchetti S. A. de C.V. and TMLUC Servicios Industriales, S. A. de C. V., through which Servicios Tresmontes Lucchetti S. A. de C. V. and TMLUC Servicios Industriales, S. A. de C. V., are merged with Tresmontes Lucchetti México S. A. de C. V.

**2020:** On July 1st Compañía de Galletas Noel S. A. acquired 16,59% of the "Fondo del capital privado BTG Pactual Cacao - Compartimento A", corresponding to 300.000 shares for \$4.421.

## Note 2. BASIS OF PREPARATION

The Condensed Consolidated Interim Financial Statements of Grupo Nutresa, for the period from January 1<sup>st</sup> to June 30<sup>th</sup>, 2021, have been prepared in accordance with the Accounting and Financial Information Standards, accepted in Colombia, based on the



## Condensed Consolidated Interim Financial Statements – (Unaudited) Second quarter

International Financial Reporting Standards (IFRS), together with its interpretations, conceptual framework, the foundation for conclusions, and the application guidelines authorized and issued, by the International Accounting Standards Board (IASB), until 2018 (Not included IFRS17) and other legal provisions, defined by the Financial Superintendence of Colombia.

### 2.1 Basis of measurement

The Condensed Consolidated Interim Financial Statements have been prepared on a historical cost basis, except for the measurements at fair value of certain financial instruments, as described in the accounting policies, herewith. The book value of recognized assets and liabilities, that have been designated as hedged items, in fair value hedges, and which would otherwise be accounted for at amortized cost and are adjusted to record changes in the fair values, attributable to those risks that are covered under "Effective hedges".

### 2.2 Functional and presentation currency

The Condensed Consolidated Interim Financial Statements in Colombian Pesos, which is both the functional and presentation currency of Grupo Nutresa. These figures are expressed in millions of Colombian Pesos, except for basic earnings per share and the representative market exchange rates, which are expressed in Colombian Pesos, as well as, other currencies (E.g. USD, Euros, Pounds Sterling, et al.), and which are expressed as monetary units.

### 2.3 Classification of items in current and non-current

Grupo Nutresa presents assets and liabilities, in the Statement of Financial Position, classified as current and non-current. An asset is classified as current, when the entity: expects to realize the asset, or intends to sell or consume it, within its normal operating cycle, holds the asset primarily, for negotiating purposes, expects to realize the asset within twelve months, after the reporting period is reported, or the asset is cash or cash equivalent, unless the asset is restricted for a period of twelve months, after the close of the reporting period. All other assets are classified as non-current. A liability is classified as current when the entity expects to settle the liability, within its normal operating cycle, or holds the liability primarily for negotiating purposes.

## Note 3. SIGNIFICANT ACCOUNTING POLICIES

### 3.1 Basis of consolidation

#### 3.1.1 Investments in subsidiaries

The Condensed Consolidated Interim Financial Statements include Grupo Nutresa financial information, as well as, its subsidiaries, as of June 30<sup>th</sup>, 2021, as well as its corresponding comparative financial information. A subsidiary is an entity controlled by one of the companies that make up Grupo Nutresa. Control exists, when any of the Group companies, has the power to direct the relevant activities of the subsidiary, which are generally: the operating and financing activities, to obtain benefits from them, and is exposed, or has rights, to those variable yields.

The accounting policies and practices are applied homogeneously, by the Parent Company, and its subsidiary companies. In cases of subsidiaries, located abroad, the practices do not differ significantly from the accounting practices used in the countries of origin, and/or have been homologized to those that have a significant impact on the Condensed Consolidated Interim Financial Statements.

All balances and transactions between subsidiaries, as well as, the unrealized profits or losses, were eliminated in the consolidation process.

The Financial Statements of the subsidiaries are included in the Condensed Consolidated Interim Financial Statements, from the date of acquisition, until the date that Grupo Nutresa loses its control. Any residual interest that is retained is measured at fair value. The gains or losses arising from this measurement are recognized in the other comprehensive income.

The Annual Separate Financial Statements are the basis for the distribution of dividends and other appropriations by the Shareholders. The Consolidated Financial Statements at year, are presented at the Shareholders' Meeting, for informational purposes only.

#### **Consolidation of companies in which Grupo Nutresa owns less than the majority of voting rights:**

The Group considers exercising control of the relevant activities of Novaceites S.A., despite that their actual controlling shares are 50%, which does not give the majority of the voting rights. This conclusion is based on the composition of the Directive of Novaceites S.A., the Administration of TMLUC, as well as, the General Management of the Company, and the level of involvement of TMLUC, in its accounting and commercial processes.

#### **Companies in which Grupo Nutresa holds the majority of the voting rights, but does not have the control:**

The Group considers that it does not exercise control over the relevant activities of Industrias Alimenticias Hermo de Venezuela S.A. and Cordialsa Noel Venezuela S.A., despite having a 100% interest. The changing conditions of the Venezuelan market, including regulation of the foreign exchange market and limited access to the purchase of foreign exchange, through official systems, combined with other governmental controls, such as price controls and profitability, importation, and labor laws, among others, limits the ability to maintain a normal level of production, reduces the ability of the Administration to make and execute operational decisions, restricts the possibility of access to the liquidity, resulting from these operations, and the realization of these benefits to its investors, in other Countries, through dividend payments. The Management, of Grupo Nutresa, considers that this situation will be maintained, in the foreseeable future, and therefore, a loss of control is established on said investment, according to the postulates established in IFRS

10, reasons that served to support, that as of October 1, 2016, these investments were classified as financial instruments measured at fair value with changes in other comprehensive income.

This accounting classification does not compromise the productive and commercial operation of Grupo Nutresa, in Venezuela, its team of collaborators, nor its relationships, with customers and suppliers.

### **3.1.2 Non-controlling interest**

Non-controlling interest, in net assets of the consolidated subsidiaries, are presented separately, within Grupo Nutresa's equity. Profit and loss, and "other comprehensive income", is also attributed to non-controlling and controlling interest.

Subsidiaries' purchases or sales, involving non-controlling ownership, that do not involve a loss of control, are recognized directly in equity.

Grupo Nutresa considers non-controlling interest transactions, as transactions with Shareholders of the Company. When realizing acquisitions of minority interest transactions, the difference between the consideration paid, and the interest acquired, over the book value of the subsidiary's net assets, is recognized as an equity transaction, and therefore, goodwill for those acquisitions is not recognized.

## **3.2 Investments in associates and joint ventures**

An associate is an entity over which Grupo Nutresa has significant influence, over its financial and operating policies, without having control or joint control. A joint venture is an entity that Grupo Nutresa controls jointly with other participants, where, together, they maintain a contractual agreement, that establishes joint control over the relevant activities of the entity.

At the date of acquisition, the excess acquisition cost over the net fair value of the identifiable assets, liabilities, and contingent liabilities, assumed by the associate or joint venture, is recognized as goodwill. Goodwill is included in the book value of the investment and is not amortized, nor is it individually tested for impairment.

The results, assets, and liabilities of the associate, or joint venture, are incorporated in the Consolidated Financial Statements, using *the Equity Method*, under which the investment is initially recorded at cost and is adjusted with changes of the participation of Grupo Nutresa, over the net assets of the associate or joint venture, after the date of acquisition, less any impairment loss on the investment. The losses of the associate or joint venture, that exceed Grupo Nutresa's shares in the investment, are recognized as a provision, only when it is probable that there will be an outflow of economic benefit, and there is a legal or implicit obligation.

Where *the Equity Method* is applicable, adjustments are made to homologize the accounting policies of the associate or joint venture with those of Grupo Nutresa. The portion that corresponds to Grupo Nutresa, of gains and losses, obtained from the measurement at fair value, at the date of acquisition, is incorporated into the Financial Statements, and unrealized gains and losses from transactions between Grupo Nutresa and the associate or joint venture are eliminated, to the extent of Grupo Nutresa's participation in the associate or joint venture. *The Equity Method* is applied from the date of the acquisition, to the date that significant influence or joint control over the entity is lost.

The participation of profit and loss, of an associate or joint venture, is presented in the Comprehensive Income Statement, for the period, net of taxes, and non-controlling interest, of the subsidiaries of the associate or joint venture. The participation of changes recognized, directly in equity and "other comprehensive income" of the associate or joint venture, is presented in the Statement of Changes in Equity, and other consolidated comprehensive income. Cash dividends received, from the associate or joint ventures, are recognized, by reducing the book value of the investment.

Grupo Nutresa analyzes the existence of impairment indicators and, if necessary, recognizes impairment losses of the associate or joint venture investment, in the profit and loss.

When the significant influence over an associate or joint control is lost, Grupo Nutresa measures and recognizes, any retained residual investment at fair value. The difference between the book value of the associate or joint venture (taking into account, the relevant items of "other comprehensive income"), and the fair value of the retained residual investment, at its value from sale, is recognized in profit and loss, in that period.

## **3.3 Significant accounting policies**

Grupo Nutresa, and its subsidiaries, apply the accounting policies and procedures of the Parent Company. An overview of the significant accounting policies, that Grupo Nutresa applies in the preparation of its Consolidated Financial Statements, is as follows:

### **3.3.1 Business combinations and goodwill**

Operations, whereby the joining of two or more entities or economic units into one single entity, or group of entities, occurs, are considered business combinations.

Business combinations are accounted for using *the Acquisition Method*. Identifiable assets acquired, liabilities, and contingent liabilities, assumed from the acquired, are recognized at fair value, at the date of acquisition. Acquisition expenses are recognized in profit and loss and goodwill, as an asset, in the Consolidated Statement of Financial Position.

## Condensed Consolidated Interim Financial Statements – (Unaudited) Second quarter

The consideration, transferred in the acquisition, is measured as the fair value of assets transferred, liabilities incurred or assumed, and equity instruments, issued by Grupo Nutresa, including any contingent consideration, to obtain control of the acquired.

Goodwill is measured as the excess of the sum of the consideration transferred, the value of any non-controlling interest, and when applicable, the fair value of any previously held equity interest, over the net value of the assets acquired, liabilities, and contingent liabilities assumed at the date of acquisition. The resulting gain or loss, from the measurement of previously held interest, can be recognized in profit and loss or “other comprehensive income”, accordingly. In the previous periods for which it is reported, the acquirer may have recognized, in “other comprehensive income”, changes in the value of its equity interest in the acquired. If so, the amount, that was recognized, in “other comprehensive income”, shall be recognized, on the same basis as it would be required if the acquirer had disposed directly of the previously held equity interest. When the consideration transferred is less than the fair value of the net assets acquired, the corresponding gain is recognized in profit and loss, on the date of acquisition.

For each business combination, at the date of acquisition, Grupo Nutresa chooses to measure non-controlling interest at the proportionate share of the identifiable assets acquired, liabilities, and contingent liabilities assumed from the acquired, or at fair value.

Any contingent consideration, in a business combination, is classified as liability or equity, and is recognized at fair value, at the date of acquisition. Subsequent changes in fair value of a contingent consideration, classified as financial liability, are recognized in profit and losses, in that period, or in “other comprehensive income”. When it is classified as equity, it is not re-measured, and its subsequent settlement is recognized in equity. If the consideration is not classified as a financial liability, it is measured in accordance with applicable IFRS.

Goodwill acquired in a business combination is allocated at the date of acquisition, to cash-generating units of Grupo Nutresa, that are expected to be benefitted by the combination, irrespective of whether other assets or liabilities of the acquired are assigned to these units.

When goodwill is part of a cash-generating unit, and part of the operation within that unit is sold, the goodwill associated with the operation disposed is included in the book value of the operation, when the gain or loss of the disposal of the operation is determined. Goodwill written-off is determined, based upon the percentage of the operation sold, which is the difference between the book value of the operation sold and the book value of the cash-generating unit.

### 3.3.2 Translation of balances and transactions, in foreign currencies

Transactions made in a currency other than the functional currency of the Group are translated using the exchange rate, at the date of the transaction. Subsequently, monetary assets and liabilities, denominated in foreign currencies are translated, using the exchange rates, at the closing of the Financial Statements, and taken from the information published by the official entity responsible for certifying this information; non-monetary items, that are measured at fair value, are translated using the exchange rates on the date when its fair value is determined and non-monetary items that are measured at historical cost, are translated using the official exchange rates, from the date of the original transaction.

All exchange differences, arising from operating assets and liabilities, are recognized in the Income Statement, as part of operating income or expenses; exchange differences, in other assets and liabilities, are recognized as financial income or expense, except for, monetary items that provide an effective hedge for a net investment, in a foreign operation, and from investments in shares classified as fair value, through equity. These items and their tax impact are recognized in “other comprehensive income”, until the disposal of the net investment, at which time they are recognized in profit and loss.

#### Foreign subsidiaries

For the presentation of Grupo Nutresa’s Consolidated Financial Statements, the financial situation, and results of the subsidiaries, whose functional currency is different from the presentation currency of the Group, and whose economy is not classified as hyperinflationary, are translated, as follows:

- Assets and liabilities, including goodwill, and any adjustment to the fair value of assets and liabilities, arising from the acquisition, are translated, at end of period exchange rates.
- Income and expenses are translated at the monthly average exchange rate.

Exchange differences, arising from translation of foreign subsidiaries, are recognized in “other comprehensive income”, on a separate account ledger named “Exchange differences on translation of foreign operations”, as well as, exchange differences, in long-term receivable or payable accounts, which are part of the net investment abroad. In the disposal of foreign operations, the amount of “Other comprehensive income”, that relates to the foreign subsidiaries, is recognized in the results of the period.

## Condensed Consolidated Interim Financial Statements – (Unaudited) Second quarter

### Main currencies and exchange rates

Below, is the evolution of the closing exchange rates to Colombian Pesos, of the foreign currencies, that correspond to the functional currency of the subsidiaries, of Grupo Nutresa, and that have a significant impact on the Consolidated Financial Statements:

		June 2021	December 2020	June 2020	December 2019
Panamanian Balboa	PAB	3.756,67	3.432,50	3.758,91	3.277,14
Costa Rican Colon	CRC	6,04	5,56	6,44	5,68
Nicaraguan Cordoba	NIO	106,82	98,57	109,46	96,85
Peruvian Sol	PEN	955,41	947,94	1.067,27	987,39
U.S. Dollar	USD	3.756,67	3.432,50	3.758,91	3.277,14
Mexican Peso	MXN	189,58	172,18	162,49	173,64
Guatemalan Quetzal	GTQ	485,1	440,41	488,15	425,67
Dominican Peso	DOP	65,74	58,85	64,53	61,88
Chilean Peso	CLP	5,16	4,83	4,58	4,38
Argentine Peso	ARS	39,25	40,79	53,4	54,71

Table 2

### 3.3.3 Cash and cash equivalents

Cash and cash equivalents, in the Statement of Financial Position and Statement of Cash Flows, include cash on hand and banks, highly liquid investments easily convertible to a determined amount of cash and subject to an insignificant risk of changes in its value, with a maturity of three months or less, from the date of purchase. These items are initially recognized at historical cost, and are restated, to be recognized at its fair value, at the date of each annual accounting period.

### 3.3.4 Financial instruments

A financial instrument is any contract that gives rise to a financial asset of one entity and, simultaneously, to a financial liability or equity instrument of another entity. Financial assets and liabilities are initially recognized at fair value, plus (minus) the transaction costs directly attributable, except for those who are subsequently measured at fair value.

At initial recognition, Grupo Nutresa classifies its financial assets for subsequent measurement, at amortized cost or fair value, depending on Grupo Nutresa's business model for the administration of financial assets, and the characteristics of the contractual cash flows of the instrument; or as derivatives designated as hedging instruments, in an effective hedge, accordingly.

#### (i) Financial assets measured at amortized cost

A financial asset is subsequently measured at amortized cost, using the effective interest rate, if the asset is held within a business model whose objective is to keep the contractual cash flows, and the contractual terms of the same grants, on specific dates, cash flows that are solely for payments of principal and interest, on the value of outstanding capital. The carrying amount of these assets is adjusted by any estimate of expected and recognized credit loss. Income from interest of these financial assets is included in "interest and similar income", using the effective interest rate method.

Grupo Nutresa has determined that the business model for accounts receivable is to receive the contractual cash flows, which is why they are included in this category, the Group evaluates whether the cash flows of the financial instruments represent only capital and interest payments. In making this assessment, the Group considers whether the contractual cash flows are consistent with a basic loan agreement. That is, the interest includes only the consideration for the value of money over time, credit risk, other basic credit risks, and a profit margin consistent with a basic loan agreement. When the contractual terms introduce a risk, or volatility exposure, and are inconsistent with a basic loan agreement, the related financial asset is classified and measured at fair value, through profit or loss.

Accounts receivable, from sales are measured by the value of income, minus the value of the expected impairment losses, according to the model defined by the Group. These accounts receivables are recognized, when all the risks and benefits are transferred to the third party.

#### (ii) Financial assets measured at fair value with changes in other comprehensive income

The financial assets, held for the collection of contractual cash flows and for sales of the assets, where the cash flows of the assets represent only payments of principal and interest, and which are not designated at fair value, through profit or loss, are measured at fair value with changes in other comprehensive income.

For investments in equity instruments, that are not held for trading purposes, Grupo Nutresa chooses to irrevocably present gains or losses, from fair value measurement, in other comprehensive income. In the disposal of investments, at fair value, through other comprehensive income, the accumulated value of gains or losses is transferred directly to retained earnings and is not reclassified to profit or loss. Dividends received in cash, from these investments, are recognized in profit or loss for the period.

## Condensed Consolidated Interim Financial Statements – (Unaudited) Second quarter

The fair values of share price investments are based on the valid quoted prices. If the market for a financial instrument is not active (or the instrument is not quoted on a stock exchange), the Group establishes its fair value using valuation techniques. These techniques include the use of the values observed in recent transactions, realized under the terms of free competition, the reference to other instruments that are substantially similar, analyses of discounted cash flows, and option models, making maximum use of market information, and giving the lesser degree of confidence possible, in internal information specific to the entity.

### *(iii) Financial assets measured at fair value*

The financial assets, different from those measured at amortized cost or at fair value, with changes in other comprehensive income, are subsequently measured at fair value, with changes recognized in profit and loss. A loss or gain on a debt instrument, that is subsequently measured at fair value, through profit or loss and is not part of a hedging relationship, is recognized in the Income Statement, for the period in which it arises, unless it arises from instruments of debt that were designated at fair value, or that are not held for trading.

### *(iv) Impairment of financial assets at amortized cost*

The Group evaluates, in a prospective manner, the expected credit losses associated with the debt instruments, recorded at amortized cost and at fair value, through changes in other comprehensive income, as well as with the exposure derived from loan commitments and financial guarantee contracts. The Group recognizes a provision for losses, at each presentation date. The measurement of the expected credit losses reflects:

- An unbiased and weighted probability quantity, that is determined by evaluating a range of possible outcomes;
- The value of money in time; and
- Reasonable and supported information, available without incurring undue costs or efforts, on the filing date, regarding past events, current conditions, and future economic condition forecasts.

### *(v) Derecognition*

A financial asset, or a part of it, is derecognized, from the Statement of Financial Position, when it is sold, transferred, expires, or Grupo Nutresa loses control over the contractual rights or the cash flows of the instrument. A financial liability, or a portion of it, is derecognized from the Statement of Financial Position, when the contractual obligation has been settled, or has expired. When an existing financial liability is replaced by another, from the same counterparty, on substantially different terms, or the terms of an existing liability are substantially modified, such an exchange or modification is treated as a derecognition of the original liability, and the recognition of a new liability, and the difference, in the respective book value, is recognized in the Comprehensive Income Statement.

### *(vi) Modification*

In some circumstances, the renegotiation, or modification of the contractual cash flows, of a financial asset, may lead to the derecognition of an existing financial asset. When the modification of a financial asset results in the derecognition of an existing financial asset, and the subsequent recognition of a modified financial asset, it is considered a new financial asset. Accordingly, the date of the modification will be treated as the date of initial recognition, of that financial asset.

### *(vii) Financial liabilities*

Financial liabilities are subsequently measured at amortized cost, using the effective interest rate. Financial liabilities include balances with suppliers and accounts payable, financial obligations, and other derivative financial liabilities. This category also includes those derivative financial instruments, taken by the Group, that are not designated as hedging instruments, in effective hedging.

Financial obligations are classified as such, for obligations that are obtained by resources, be it from credit institutions or other financial institutions, in the country or abroad.

Financial liabilities are written-off in accounts when they are canceled, that is, when the obligation specified in the contract is met, canceled, or expires.

### *(viii) Off-setting financial instruments*

Financial assets and financial liabilities are offset, so that the net value is reported on the Statement of Financial Position of the Consolidated, only if (i) there is, at present, a legally enforceable right to offset the amounts recognized, and (ii) there is an intention to settle on a net basis, or to realize the assets and settle the liabilities, simultaneously.

### *(ix) Derivative instruments and hedge accounts*

A financial derivative is a financial instrument, whose value changes, in response to changes in an observable market variable, (such as an interest rate, foreign exchange, the price of a financial instrument, or a market index, including credit ratings), and whose initial investment is very small compared to other financial instruments with similar changes, in response to market conditions, and are generally settled at a future date.

In the normal course of business, companies engage in transactions with derivative financial instruments, with the sole purpose of reducing its exposure to fluctuations in exchange rates, and interest rates on foreign currency obligations. These instruments include, among others, swaps, forwards, options, and futures over commodities traded for own-use.

## Condensed Consolidated Interim Financial Statements – (Unaudited) Second quarter

Derivatives are classified, under the category of financial assets or liabilities, according to, the nature of the derivative, and are measured at fair value on the Income Statement, except those that are designated as hedging instruments.

Commodities contracts, with the purpose of receipt or delivery a non-financial item, in accordance with the purchase, sale, or usage requirements, expected by the entity, are considered "derivatives for own-use", and the impact is recognized as part of cost of the inventory.

Grupo Nutresa designates and documents certain derivatives as hedging instruments, to cover:

- Changes in the fair value of recognized assets and liabilities or in firm commitments (fair value hedges)
- Exposure to variations in cash flows of highly probable forecast transactions (cash flow hedges); and
- Hedges of net investments in foreign operations

The Group expects that the hedges are highly effective in offsetting the changes in fair value or variations of cash flows. The Group continuously evaluates the coverage, at least quarterly, to determine that they have actually been highly effective throughout the periods for which they were designated.

### 3.3.5 Inventories

Assets, held for sale in the ordinary course of business, or in the process of production for such a sale, or in the form of materials or supplies to be consumed in the production process, or services provided, are classified as inventory.

Inventories are valued at the lesser of, acquisition or manufacturing cost, or the net realizable value. Cost is determined using *the Average Cost Method*. The net realizable value is the estimated selling price of inventory. In the ordinary course of operations, less the applicable variable sales expenses. When the net realizable value is below the book value, the value of the impairment is recognized, as an adjustment in the Income Statement, decreasing the value of the inventory.

Inventories are valued using *the weighted average method* and the cost includes the costs directly related to the acquisition and those incurred to give them their current condition and location. The cost of finished goods and work in progress is comprised of: raw materials, direct labor, other direct costs, and indirect manufacturing expenses.

Trade discounts, rebates, and other similar items are deducted from the acquisition cost of inventory.

In the case of commodities, the cost of the inventory includes any gain or loss, on the hedging of raw material procurement.

### 3.3.6 Biological assets

Biological assets held by Grupo Nutresa are measured from initial recognition at the fair value, less expenses to realize the sale. The changes are recognized in the Income Statement, for the period. Agricultural products, coming from biological assets, are measured at fair value less costs to sell at the time of collection or harvest when they are transferred to inventory.

When fair value cannot be reliably measured, it is measured at cost, and the existence of impairment indicators permanently assessed.

### 3.3.7 Property, plant and equipment

Property, plant and equipment includes the value of land, buildings, furniture, vehicles, machinery and equipment, computer hardware, and other facilities owned by the consolidated entities, which are used in the normal operation of the segment's Group.

Property, plant and equipment are measured at cost, net of accumulated depreciation, and accumulated impairment losses, if any. The cost includes: the acquisition price, costs directly related to the location of assets in place, and the necessary conditions to operate in the manner intended by Grupo Nutresa, the cost, from loans, for construction projects, that take a period of a year or more to be completed, if the conditions for approval are met, and the present value of the expected cost for the decommissioning of the asset after its use, if the recognition criteria for a provision, are met.

Trade discounts, rebates, and other similar items are deducted from the acquisition cost of the asset.

For significant components of property, plant and equipment, that must be replaced periodically, the Group derecognizes the replaced component and recognizes the new component as an asset, with a corresponding specific useful life, and depreciates it, accordingly. Likewise, when major maintenance is performed, its cost is recognized as a replacement of the book value of the asset, to the extent that the requirements for recognition are met. All other routine repair and maintenance expenses are recognized in results, as they are incurred.

Substantial improvements on properties of third parties are recognized as part of Grupo Nutresa's fixed assets, and are depreciated for the shortest period, between the useful life of the improvements made or the lease term.

## Condensed Consolidated Interim Financial Statements – (Unaudited) Second quarter

Depreciation begins when the asset is available for use, and is calculated on a straight-line basis over the estimated asset life, as follows:

Buildings	20 to 60 years
Machinery and production equipment (*)	10 to 40 years
Transport equipment	3 to 10 years
Communication and computer equipment	3 to 10 years
Office equipment	5 to 10 years

Table 3

(\*) Some of the machinery, related to production, is depreciated using *the Hours Produced Method*, according to the most appropriate manner, in which the consumption of the economic benefits of the asset, is reflected.

The residual values, useful lives, and depreciation methods are reviewed at each year-end, and are adjusted prospectively, if required. The factors that can influence the adjustment are changes in the use of the asset, unexpected significant wear, technological advances, changes in market prices, et al.

A component of property, plant and equipment, or any substantial part of it, initially recognized, is derecognized upon sale or when no future economic benefit from its use or its sale is expected. Any gain or loss, at the time of derecognizing the asset, (calculated as the difference between the net income from the sale and the book value of the asset), is included in the Income Statement, for the period.

At each accounting close, Grupo Nutresa evaluates its assets, to identify indicators, both external and internal, of reductions of its recoverable values. If there is evidence of impairment, property, plant and equipment is tested, to assess whether their book values are fully recoverable. In accordance with IAS 36 "Impairment of Assets", losses due to a reduction in the recoverable value are recognized for the amount at which the book value of the asset, (or group of assets), exceeds its recoverable value (the greater between its fair value minus the disposal costs and their value in use), and is recognized in the Income Statement for the period, as impairment of other assets.

When the book value exceeds the recoverable value, the book value is adjusted to its recoverable value, modifying the future depreciation, in accordance with its new remaining useful life.

**Plantations in development:** are live Plants that are used in the elaboration or supply of agricultural products, are expected to produce for more than one period, and have a remote probability of being sold as agricultural products, except for incidental sales of thinning and pruning.

### 3.3.8 Right-of-use assets and liabilities

A lease is an agreement whereby a lessor assigns to a lessee, in return for a payment or series of payments, the right to use an asset for a specified period.

The Group is the lessor and lessee of various properties, equipment and vehicles. Leases are generally for fixed periods of 1 to 15 years but may have options to extend. The lease terms are negotiated individually and contain a wide range of different terms and conditions.

The extension and termination options included in the Group's leases are used to maximize operational flexibility in terms of contract management. Most extension and termination options held are exercisable simultaneously by the Group and the respective counterparty.

#### Tenant accounting

Leases are recognized as a right of use asset and a corresponding liability on the date on which the leased asset is available for use by the Group. Each lease payment is allocated between the liability and the finance cost. The finance cost is charged to the income statement over the lease period to produce a constant periodic interest rate on the remaining balance of the liability for each period. The right-to-use asset is depreciated over the shorter of the asset's useful life and the straight-line lease term.

Assets and liabilities arising from a lease are initially measured on a present value basis. Lease liabilities include the net present value of the following lease payments:

- Fixed payments (including substantial fixed payments), less any incentive to lease receivables,
- Variable lease payment based on an index or rate,
- Amounts expected to be paid by the tenant under residual value guarantees,
- The exercise price of a call option if the lessee is reasonably sure of exercising that option, and
- Penalty payments for terminating the lease, if the condition of the lease reflects that the tenant exercised that option.

Lease payments are discounted using a discount rate, which is calculated using the interest rate of each country, considering the duration of the contract and the type of asset.

Rights-of-use assets are measured at cost and comprise the following:

- The amount of the initial measurement of the lease liability,

## Condensed Consolidated Interim Financial Statements – (Unaudited) Second quarter

- Any lease payment made on or before the start date,
- Any direct initial costs, and
- Dismantling and restoration costs

Payments associated with short-term leases and low-value asset leases are recognized on a straight-line basis as an expense in the statement of income. Short-term leases have a term of 12 months or less. Low value assets include computer equipment and small office furniture items.

The average periods of amortization for right-of-use assets are, as follows:

Buildings	7 to 15 years
Machinery	3 to 4 years
Transportation equipment	5 to 10 years

Table 4

### Lessor's Accounting

When assets are leased under a finance lease, the present value of future lease payments is recognized as an account receivable. The difference between the gross amount receivable and the present value of the account receivable is recognized as finance income.

The account receivable is amortized by allocating each royalty between finance income and capital amortization in each accounting period so that the recognition of finance income reflects a constant rate of return on the lessor's net investment in the finance lease in each period.

When assets are leased out under operating leases, the asset is included in the statement of financial position according to the nature of the asset. Income from operating leases is recognized over the term of the lease on a straight-line basis.

### 3.3.9 Investment properties

Land and buildings, owned by Grupo Nutresa, are recognized as investment properties, in order to obtain an income or goodwill, rather being maintained for use or sale, in the ordinary course of operations.

Investment properties are initially measured at cost. The acquisition cost of an investment property includes its purchase price and any directly attributable expenditure. The cost of a self-constructed investment property is its cost at the date when the construction or development is complete.

After initial recognition, investment properties are measured at net cost of accumulated depreciation and loss accumulated impairment losses, if any.

Depreciation is calculated linearly over the asset's useful lives, estimated between 20 and 60 years. Residual values and useful lives are reviewed and adjusted prospectively, at year-end, or when required.

Investment properties are written-off, either at the time of disposal, or when it is removed permanently from use and no future economic benefit is expected. The difference between the net disposal and the book value of the assets is recognized in income for the period in which it was derecognized.

Transfers to or from investment properties are made only when there is a change in use. In the case of a transfer from investment property, to property, plant and equipment, the cost, considered in subsequent accounting, is the book value at the date of change of use.

### 3.3.10 Intangible assets

An intangible asset is an identifiable asset, non-monetary, and without physical substance. Intangible assets acquired separately are initially measured at cost. The cost of intangible assets, acquired in business combinations, is its fair value, at the date of acquisition. After initial recognition, intangible assets are accounted for at cost less any accumulated amortization and any accumulated impairment losses in value.

The useful lives of intangible assets are determined as finite or indefinite. Intangible assets with finite useful lives are amortized over their useful life, linearly, and are assessed to determine whether they had any impairment, whenever there are indications that the intangible asset might have suffered such impairment. The amortization period and *the Amortization Method*, for an intangible asset with a finite useful life, is reviewed at least at the close of each period. Changes in the expected useful life or the expected pattern of consumption of the future economic benefits of the asset, are accounted for at the change of the amortization period or method, as appropriate, and are treated as changes in accounting estimates. Amortization expenses of intangible assets, with finite useful lives, are recognized in the Comprehensive Income Statement for the period. The useful life of an intangible asset with a finite life is between 3 and 99 years.

Intangible assets, with indefinite useful lives, are not amortized, but are tested annually to determine if they have suffered impairment, either individually, or at the level of the cash-generating unit. The assessment of indefinite life is reviewed annually, to determine whether the assessment remains valid. If not, the change in useful life from indefinite to finite is made prospectively against the results for the period.

Gains or losses, that arise when an intangible asset is written-off, are measured as the difference between the value obtained in the disposal, and the book value of the asset, and is recognized in profit and loss.



## Condensed Consolidated Interim Financial Statements – (Unaudited) Second quarter

### Research and development costs

Research costs are expensed as they are incurred. The expenditures, related to the development, in an individual project, are recognized as intangible assets, when the Grupo Nutresa can demonstrate:

- The technical feasibility of completing the intangible asset so that it is available for use or sale;
- Its intention to complete the asset and its capacity to use or sell the asset;
- How the asset will generate future economic benefits;
- The availability of resources to complete the asset; and
- The ability to reliably measure the expenditure during development.

In the Statement of Financial Position, assets, arising from development expenditures, are stated at cost less accumulated amortization and accumulated impairment losses.

Amortization of the asset begins when development is complete, and the asset is available for use. It is amortized over the period of expected future economic benefit. During the development period, the asset is subject to annual impairment tests, to determine if loss of value exists.

Research costs and development costs, not eligible for capitalization, are accounted as expenses, in profit and loss, for the period.

### 3.3.11 Impairment of non-financial assets, cash-generating units, and goodwill

Grupo Nutresa assesses if there is any indication that an asset, or cash-generating unit may be impaired in value, and estimates the recoverable amount of the asset or cash-generating unit, at the moment that an indication of impairment is detected, or annually (at December 31<sup>st</sup>), for goodwill, intangible assets with indefinite useful lives, and those not yet in use.

Grupo Nutresa uses its judgment, in the determination of the Cash-Generating Units (CGUs), for the purposes of impairment testing, and has defined as CGUs, those legally constituted entities, dedicated to production, assigning each one of those net assets of the legally constituted entities, dedicated to the provision of services to the producing units (in a transversal or individual way). The assessment of the impairment is realized, at the level of the CGU, or Group of CGUs, that contains the asset to be assessed.

The recoverable value of an asset is the greater of the fair value, less costs to sell, either an asset or a cash-generating unit, and its value in use, and is determined for an individual asset, unless the asset does not generate cash flows that are substantially independent of other assets or groups of assets. In this case, the asset must be grouped to a cash-generating unit. When the book value of an asset or cash-generating unit, exceeds its recoverable amount, the asset is considered impaired and is reduced to its recoverable amount.

In calculating the value in use, or the fair value, the estimated future cash flows, whether of an asset or a cash-generating unit, are discounted to their present value, using a discount rate, which reflects market considerations of the value of money over time, as well as, the specific risks of the asset. For the application of fair value, disposal costs will be discounted.

The impairment losses of continuing operations are recognized in the Comprehensive Income Statement, for the period, in those expense categories that correspond to the function of the impaired asset. Impairment losses attributable to a cash-generating unit are initially allocated to goodwill and, once exhausted, the impairment losses are proportionally attributed to other non-current assets of the cash-generating unit, based upon the book value of each asset.

The impairment for goodwill is determined by assessing the recoverable amount of each CGU (or group of cash-generating units) related to the goodwill. The impairment losses related to goodwill cannot be reversed in future periods.

For assets in general, excluding goodwill, at each reporting date (at the close of each period), an assessment of whether there is any indication that impairment losses previously recognized value no longer exists or have decreased, is performed. If any such indication exists, Grupo Nutresa estimates the recoverable amount of the asset or cash-generating unit. An impairment loss, previously recognized, is reversed only if there was a change in the assumptions used to determine the recoverable value of an asset, since the last time that the last impairment loss was recognized. The reversal is limited, so that the book value of the asset does not exceed its recoverable amount, nor does it exceed the book value that would have been determined, net of depreciation, if it had not recognized impairment loss, for the asset in previous years. Such a reversal is recognized in the Comprehensive Income Statement, for the period.

### 3.3.12 Taxes

This includes the value of mandatory general-nature taxation in favor of the State, by way of private closeouts, that are based on the taxes of the fiscal year and responsibility of each company, according to the tax norms of national and territorial governing entities, in each of the countries where Grupo Nutresa's subsidiaries operate.

#### a) Income tax

##### (i) Current

Assets and liabilities for income tax, for the period, are measured by the values expected to be recovered or paid to the taxation authorities. The expense for income tax is recognized under current tax, in accordance with the tax clearance, between taxable income and accounting profit and loss, and is impacted by the rate of income tax in the current year, in accordance with the provisions

## Condensed Consolidated Interim Financial Statements – (Unaudited) Second quarter

of the tax rules of each country. Taxes and tax norms or laws used to compute these values are those that are approved at the end of the reporting period, in the countries where Grupo Nutresa operates and generates taxable income. The current assets and liabilities, for income tax, are also offset, if related to the same taxation authority, and are intended to be settled at net value, or the asset realized, and liability settled, simultaneously.

### (ii) Deferred

Deferred income tax is recognized, using *the liability method*, and is calculated on temporary differences between the taxable bases of assets and liabilities, and the book value. Deferred tax liabilities are generally recognized for all temporary tax differences imposed, and all of the deferred tax assets are recognized for all temporary deductible differences, future compensation of tax credits, and unused tax losses, to the extent that it is likely there will be availability of future tax profit, against which, they can be attributed. Deferred taxes are not subject to financial discount.

Deferred asset and liability taxes are not recognized, if a temporary difference arises from the initial recognition of an asset or liability, in a transaction that is not a business combination, and at the time of the transaction, it impacted neither the accounting profit nor taxable profit and loss; and in the case of deferred tax liability, arising from the initial recognition of goodwill.

Deferred tax liabilities, related to investments in associates, and interests in joint ventures, are not recognized when the timing of the reversal of temporary differences can be controlled, and it is probable that such differences will not reverse in the near future, and the deferred tax assets related to investments in associates, and interests in joint ventures, are recognized only to the extent that it is probable that the temporary differences will reverse in the near future and it is likely the availability of future tax profit, against which these deductible differences, will be charged. Deferred tax liabilities, related to goodwill, are recognized only to the extent that it is probable that the temporary differences will be reversed in the future.

The book value of deferred tax assets is reviewed at each reporting date and is reduced to the extent that it is no longer probable that sufficient taxable profit will be available for use, in part or in totality, or a part of the asset, from said tax. Unrecognized deferred tax assets are reassessed at each reporting date and are recognized to the extent that it is probable that future taxable profit income is likely to allow for their recovery.

Assets and liabilities from deferred taxes are measured at the tax rates, that are expected to be applicable, in the period when the asset is realized, or the liability is settled, based on income tax rates and norms, that were approved at the date of filing, or whose approval will be nearing completion, by that date.

Deferred tax is recognized in profit and loss, except when relating to items not recognized in profit and loss, in which case will be presented in “other comprehensive income”, or directly in equity.

### 3.3.13 Employee benefits

#### a) Short-terms benefits

These are, (other than termination benefits), benefits expected to be settled in its totality, before the end of the following twelve months, at the end of the annual period of which the services provided by employees, is reported. Short-term benefits are recognized to the extent that the employee renders the service, for the expected value to be paid.

#### b) Other long-term benefits

Long-term employee benefits, (that differ from post-employment benefits and termination benefits), that do not expire within twelve months after the end of the annual period in which the employee renders services, are remunerated, such as long-term benefits, the variable compensation system, and retroactive severance interest. The cost of long-term benefits is distributed over the time measured between the employee starting date, and the expected date of when the benefit is received. These benefits are projected to the payment date and are discounted with *the projected unit credit method*.

#### c) Pensions and other post-employment benefits

##### (i) Defined contribution plans

Contributions to defined contribution plans are recognized as expenses, in the Comprehensive Income Statement, for the period, on an accrual basis.

##### (ii) Defined benefit plans

Defined benefit plans are plans for post-employment benefits in which Grupo Nutresa has a legal or implicit obligation, of the payment of benefits. Subsidiary companies domiciled in Colombia, Ecuador, Mexico, and Peru, have actuarial liabilities, as required by law.

The cost of this benefit is determined by *the projected unit credit method*. The liability is measured annually, for the present value of expected future payments required to settle the obligations arising from services rendered by employees, in the current period and prior periods.

Updates of the liability, for actuarial gains and losses, are recognized in the Statement of Financial Position, against retained earnings through “other comprehensive income”. These items will not be reclassified to profit and loss, in subsequent periods. The cost of past and present services, and net interest on the liability, is recognized in profit and loss, distributed among cost of sales and administrative expenses, sales and distribution, likewise as are gains and losses by reductions, in benefits and non-routine settlements.

## Condensed Consolidated Interim Financial Statements – (Unaudited) Second quarter

Interest on the liability is calculated by applying the discount rate, on said liability.

Payments made to retirees are deducted from the amounts provisioned for this benefit.

### d) Termination benefits

Termination benefits are provided for the period of employment termination, as a result of the Company's decision to terminate a contract of employment, before the normal retirement date; or the employee's decision to accept an offer of benefits in exchange for termination of an employment contract. Termination benefits are measured, in accordance with the provisions of the laws and the agreements, between Grupo Nutresa and the employee, at the time the decision to terminate the employment relationship with the employee, is officially released.

### 3.3.14 Provisions, contingent liabilities and assets

#### a) Provisions

Provisions are recognized when, as a result of, a past event, Grupo Nutresa has a present legal or implicit obligation to a settlement, and requires an outflow of resources, that are considered probable, and can be estimated with certainty.

In cases where Grupo Nutresa expects the provision to be reimbursed in whole, or in part, the reimbursement is recognized as a separate asset, only in cases where such reimbursement is virtually certain.

Provisions are measured at best estimate of the disbursement of the expenditure required to settle the present obligation. The expense relating to any provision is presented in the Comprehensive Income Statement, for the period, net of all reimbursement. The increase in the provision, due to the passage of time, is recognized as financial expense.

#### b) Contingent liabilities

Possible obligations, arising from past events, and whose existence will be confirmed only by the occurrence or non-occurrence of one or more uncertain future events, not wholly within the control of Grupo Nutresa, or present obligations arising from past events, that are not likely, but there exists a possibility that an outflow of resources including economic benefits is required to settle the obligation, or the amount of the obligation cannot be measured with sufficient reliability, are not recognized in the Statement of Financial Position and are instead, revealed as contingent liabilities.

#### c) Contingent assets

Possible assets, arising out of past events and whose existence will be confirmed only by the occurrence, or possibly by the non-occurrence of one or more uncertain future events, which are not entirely under the control Grupo Nutresa, are not recognized in the Statement of Financial Position, and are however, disclosed as contingent assets, when it is a probable occurrence. When the said contingent is certain, the asset and the associated income, are recognized for that period.

### 3.3.15 Revenue

#### Contract assets

A contract asset is the Group's right to receive a payment in exchange for goods or services that the Group has transferred to a customer, when that right is contingent upon something other than the passage of time (for example, billing or delivery of other elements, part of the contract). The Group perceives the contract assets, as current assets, since they are expected to be realized within the normal operating cycle.

The costs of contracts eligible for capitalization, as incremental costs, when obtaining a contract, are recognized as a contract asset. Contract subscription costs are capitalized when incurred if the Group expects to recover said costs. The costs of signing contracts constitute non-current assets, to the extent that it is expected to receive the economic benefits of said assets, in a period greater than twelve months. The contracts are amortized systematically and consistently, with the transfer to the customer of the services once the corresponding income has been recognized. The contract subscription costs capitalized are impaired, if the client withdraws, or if the book value of the asset exceeds the projection of the discounted cash flows that are related to the contract.

#### Contract liabilities

Contract liabilities constitute the Group's obligation to transfer goods or services to a customer, for which the Group has received a payment, from the end customer, or if the amount is past due.

Grupo Nutresa recognizes income from contracts with customers, based on the provisions established in IFRS 15:

- **Identification of contracts with customers:** a contract is defined as an agreement between two or more parties, which creates rights, and obligations, required, and establishes criteria that must be met for each contract.
- **Identification of performance obligations in the contract:** a performance obligation is a promise in a contract with a customer, for the transfer of a good or service.
- **Determination of the price of the transaction:** the transaction price is the amount of the consideration to which the Group expects to be entitled, in exchange for the transfer of the goods or services promised to a client, excluding amounts received, on behalf of third parties.

- **Distribute the transaction price between the performance obligations of the contract:** in a contract that has more than one performance obligation, Grupo Nutresa distributes the price of the transaction between the performance obligations in amounts that represent the amount of consideration that the Group expects to have the right to change to meet each performance obligation.
- Recognition of income, when (or as) Grupo Nutresa fulfills a performance obligation.

Grupo Nutresa meets its performance obligations at a specific point in time.

The income is measured based on the consideration specified in the contract, with the customer, and excludes the amounts received on behalf of third parties. The Group recognizes income when it transfers control over an asset. The income is presented net of value added tax (VAT), reimbursements, discounts, and after eliminating sales, within the Group.

The Group evaluates its income plans, based on specific criteria, in order to determine whether it acts as principal or agent.

Income is recognized, to the extent that the economic benefits are likely to flow to the Group, and if it is possible to reliably measure revenues and costs, if any.

The specific recognition criteria, listed below, must also be met for revenue to be recognized:

**a) Sale of goods**

Revenue, from the sale of goods, is recognized when the control over the products has been transferred.

**b) Services rendered**

Revenue from providing services is recognized when these services are rendered, or according to the degree of completion (or percentage of completion) of contracts.

**c) Customer loyalty**

The Group awards points to its customers for purchases, under the loyalty plan program, which can be redeemed in the future, for prizes such as household products, travel, snacks, home decoration, and discounts, among others. The points are measured, at their fair value, which corresponds to the value of the point perceived by the client, considering the different redemption strategies. The fair value of the point is calculated at the end of each accounting period. The obligation to provide these points is recorded in liabilities, as a deferred income, and corresponds to the portion of benefits pending redemption, valued at their fair value.

### 3.3.16 Production expenses

Indirect production costs that do not contribute to move inventories to their present location and condition, and that are not necessary for the production process, are recorded as production expenses.

### 3.3.17 Government grants

Government grants are recognized when there is reasonable assurance that they will be received and all conditions linked to them will be safely met. When the grant relates to an expense item, it is recognized as income on a systematic basis, over the periods in which related costs that are intended for compensation, are recognized as expense. When the grant relates to an asset, it is recorded as deferred income and is recognized as profit or loss, on a systematic basis, over the estimated useful life of the corresponding asset.

### 3.3.18 Fair Value

Fair value is the price that would be received in selling an asset, or paid to transfer a liability, in an orderly transaction, between independent market participants, at the measurement date.

Grupo Nutresa uses valuation techniques, which are appropriate under circumstances for which sufficient information is available to measure the fair value, maximizing the use of relevant observable inputs and minimizing the use of unobservable inputs.

Fair value is determined:

- Based on quoted prices in active markets for identical assets or liabilities that the Group can access at the measurement date (Level 1)
- Based on valuation techniques commonly used by market participants, using variables other than the quoted prices that are observable for the asset or liability, either directly or indirectly (Level 2)
- Based on internal discount cash flow techniques or other valuation models, using estimated variables by Grupo Nutresa for the unobservable asset or liability, in the absence of variables observed in the market (Level 3)

Judgments include data such as liquidity risk, credit risk, and volatility. Changes in assumptions about these factors could impact the reported fair value of financial instruments.

### 3.3.19 Operating segments

An operating segment is a component of Grupo Nutresa that: engages in business activities from which it may earn income from ordinary activities and incur costs and expenses, from which it has financial information, and whose operating results are regularly reviewed by the maximum authority in making operating decisions for Grupo Nutresa, The Board of Grupo Nutresa, to decide about the allocation of resources to segments, as well as, assess performance.

The financial information of the operating segments is prepared under the same accounting policies used in the preparation of the Consolidated Financial Statements of Grupo Nutresa.

For those operational segments that overreach the quantitative threshold of 10% of income, EBITDA, and operational income, as well as, the informational segments that are considered relevant for decision making by the Board of Directors. The other segments are grouped in categories called "other segments".

### **3.3.20 Basic earnings per share**

Basic earnings per share are calculated by dividing profit or loss, for the period that is attributable to holders of ordinary shares, by the weighted average number of ordinary shares, outstanding.

The average number of shares outstanding, for the periods ended June 30<sup>th</sup>, 2021 is 459.871.484, and June 30<sup>th</sup>, 2020, was 460.123.458.

To calculate diluted earnings per share, profit for the period, attributable to holders of ordinary shares, and the weighted average number of shares outstanding, for all the inherent dilutive potential ordinary shares, is adjusted.

### **3.3.21 Relative importance or materiality**

Information is material if its omission, inaccuracies or hiding can reasonably influence the economic decisions taken by primary users of general purpose financial statements, based on these, which provide financial information about a specific reporting entity. Materiality or relative importance depends on nature or magnitude of the information. The entity assesses whether the information individually or collectively is material or has relative importance in the context of its financial statements taken as a whole.

## **3.4 New regulations issued by the International Accounting Standards Board (IASB) that have not yet been incorporated into the accounting framework accepted in Colombia**

### **3.4.1 Amendment to IAS 1 - Presentation of Financial Statements - Classification of liabilities as current or non-current**

The amendments issued in January 2020 clarify the criteria for classifying liabilities as current or non-current, based on the rights that exist at the end of the reporting period. The classification is not affected by the expectations of the entity or the events after the date of the report. The changes also clarify what the "settlement" of a liability refers to in terms of the standard. Grupo Nutresa does not expect significant impacts from this modification, in any case it is evaluating the impact that they could have on the financial statements.

### **3.4.2 Amendment to IAS 16 - Property, Plant and Equipment – Proceeds before intended use**

The amendment published in May 2020 prohibits the deduction of the cost of an item of property, plant and equipment from any amount arising from the sale of items produced while taking that asset to the place and conditions necessary for it to operate in the manner provided by the management. Instead, an entity would recognize the amounts of those sales in comprehensive income statement. Grupo Nutresa does not expect significant impacts from this modification, in any case it is evaluating the impact that they could have on the financial statements.

### **3.4.3 Amendments to IFRS 3 Business Combination**

The amendment issued in May 2020 approach 3 modifications to the standard in order to: update the references to the Conceptual Framework; add an exception for the recognition of liabilities and contingent liabilities within the scope of IAS 37 Provisions, Contingent Liabilities and Contingent Assets and IFRIC 21 - Levies; and confirm that contingent assets should not be recognized on the acquisition date. Grupo Nutresa does not expect significant impacts from this modification, in any case it is evaluating the impact that they could have on the financial statements.

### **3.4.4 Amendment to IAS 37- Provisions, Contingent Liabilities and Contingent Assets - Cost of fulfilling a contract**

The purpose of this amendment, which was also published in May 2020, is to specify the costs that an entity includes when determining the "Compliance cost" of a contract for the purpose of assessing whether that contract is onerous; clarifies that the direct costs of fulfilling a contract include both the incremental costs of fulfilling a contract and an allocation of other costs that are directly related to the fulfillment of the contract. Before recognizing a separate provision, for an onerous contract, the entity must recognize impairment losses on the assets used to fulfill the contract. Grupo Nutresa does not expect significant impacts from this modification, in any case it is evaluating the impact that they could have on the financial statements.

### **3.4.5 Interest Rate Benchmark Reform**

After the financial crisis, the reform and replacement of benchmark interest rates, such as GBP LIBOR and other interbank rates (IBOR) has become a priority for global regulators. There is currently uncertainty about the precise moment and nature of these changes. In order to do the transition from existing contracts and agreements that reference LIBOR, it is possible to be necessary to

apply adjustments for term differences and credit differences to allow the two benchmark rates to be economically equivalent in transition.

The amendments made to IFRS 9 - Financial instruments, IAS 39 - Financial instruments: recognition and measurement and IFRS 7 - Financial instruments: disclosures provide certain alternatives in relation to the reform of the benchmark interest rate. The alternatives are related to hedge accounting and have the effect that the reforms generally should not bring hedge accounting to an end. However, any hedging ineffectiveness must continue to be recorded in the comprehensive income statement. Given the widespread nature of hedges involving interbank rate-based contracts (IBOR), the alternatives will affect companies in all industries.

The accounting policies related to hedge accounting should be updated to reflect the alternatives. Fair value disclosures may also be affected due to transfers between levels of the fair value hierarchy as markets become more or less liquid.

Grupo Nutresa does not expect significant impacts from this modification, in any case it is evaluating the impact that they could have on the financial statements.

### **3.4.6 Annual Improvements to IFRSs 2018-2020 Cycle**

The following improvements were finished in May 2020:

- IFRS 9 - Financial instruments: clarifies which commissions should be included in the 10% test for derecognition of financial liabilities.
- IFRS 16 - Leases: modifies illustrative example 13 of the standard to eliminate the illustration of lessor payments related to improvements to leased assets, to eliminate any confusion about the treatment of lease incentives.
- IFRS 1 – First time adoption of International Financial Reporting Standards: allows entities that have measured their assets and liabilities at the book value recorded in their parent's accounting, also measure accumulated translation exchange differences using the amounts reported by the parent. This amendment will also apply to associates and joint ventures with some conditions.
- IAS 41 - Agriculture: eliminates the requirement for entities to exclude tax cash flows when measuring fair value under IAS 41.

Grupo Nutresa does not expect significant impacts from this modification, in any case it is evaluating the impact that they could have on the financial statements.

### **3.4.7 Conceptual framework**

The IASB has issued a revised Conceptual Framework that will be used in decisions to set standards with immediate effect. The key changes include:

- Increase the importance of management in the objective of financial information;
- Restore prudence as a component of neutrality;
- Define a reporting entity, which can be a legal entity or a part of an entity;
- Review the definitions of an asset and a liability;
- Eliminate the probability threshold for recognition and add guidelines on derecognition;
- Add guides on different measurement bases, and
- Indicate that profit or loss is the main performance indicator and that normally, income and expenses in other comprehensive income should be recycled when this improves the relevance or accurate representation of the financial statements.

No changes will be made to any of the current accounting standards. However, entities that are based on the Framework to determine their accounting policies for transactions, events, or conditions that are not otherwise addressed in the accounting standards must apply the revised Framework effective January 1, 2020. These entities must consider whether its accounting policies are still appropriate under the revised Framework.

### **3.4.8 IFRS 17 Insurance Contracts**

IFRS 17 Insurance Contracts establishes principles for the recognition, measurement, presentation and disclosure of insurance contracts. It also requires similar principles to apply to reinsurance contracts held and investment contracts with discretionary participation components. The objective is to ensure that entities provide relevant information in a way that faithfully represents those contracts to assess the effect that contracts have on an entity's financial position, financial performance and cash flows, within the scope of IFRS 17.

IFRS 17 was initially applicable to annual periods beginning on January 1, 2021, however, the application date was extended for annual periods beginning on January 1, 2023, through an amendment issued by the IASB in June 2020. Early application is allowed.

IFRS 17 repeals IFRS 4 - Insurance Contracts which was an interim standard that allowed entities to use a wide variety of accounting practices for insurance contracts, reflecting national accounting requirements and variations from those requirements. Some previous insurance accounting practices permitted under IFRS 4 did not adequately reflect the true underlying financial situations or financial performance of insurance contracts.

## Condensed Consolidated Interim Financial Statements – (Unaudited) Second quarter

IFRS 17 requires a current measurement model where estimates are measured again in each reporting period. Contracts are measured using the components of:

- Discounted probability weighted cash flows;
- An explicit risk adjustment, and
- A contractual service margin (CSM) that represents the unearned profit from the contract which is recognized as income during the coverage period.

The standard allows choosing between recognizing changes in discount rates in the comprehensive income statement or directly in other comprehensive income. The choice is likely to reflect how insurers record their financial assets under IFRS 9.

An optional simplified premium allocation approach is allowed for the remaining coverage liability for short-term contracts, which are often offered by insurers that do not provide life insurance.

There is a modification to the general measurement model called “variable commission method” for certain life insurance contracts in which the insured share the returns of the underlying elements. When applying the variable commission method, the entity’s participation in the changes in the fair value of the underlying items is included in the contractual service margin. Therefore, the results of insurers using this model are likely to be less volatile than in the general model.

The new rules will affect the financial statements and key performance indicators of all entities that issue insurance contracts or investment contracts with discretionary participation features.

Grupo Nutresa does not expect significant impacts from this modification, in any case it is evaluating the impact that they could have on the financial statements.

## Note 4. JUDGMENTS, ESTIMATES, AND SIGNIFICANT ACCOUNTING ASSUMPTIONS

The preparation of Grupo Nutresa’s Consolidated Financial Statements requires that management must make judgments, accounting estimates, and assumptions that impact the amount of income and expenses, assets, and liabilities, and related disclosures, as well as, the disclosure of contingent liabilities, at the close of the reporting period. The Group bases its assumptions and estimates, considering all parameters available, at the time of preparation of these Consolidated Financial Statements. In this regard, the uncertainty of assumptions and estimates could impact future results that could require significant adjustments to the book amounts of the assets or liabilities impacted.

In applying Grupo Nutresa’s accounting policies, Management has made the following judgments and estimates, which have significant impact on the amounts recognized in these Consolidated Financial Statements:

- Choose, appropriately, the models, and assumptions, for the measurement of the expected credit loss.
- Establish groups of similar financial assets, in order to measure the expected credit loss.
- Determination of the compliance time of performance obligations.
- Assessment of the existence of impairment indicators, for assets, goodwill, and asset valuation, to determine the existence of impairment losses (financial and non-financial assets)
- Assumptions used in the actuarial calculation of post-employment and long-term obligations with employees
- Useful life and residual values of property, plant and equipment and intangibles
- Suppositions used to calculate the fair value of financial instruments
- Determination of the existence of financial or operating leases, based on the transfer of risks and benefits of the leased assets
- Recoverability of deferred tax assets
- Determination of control, significant influence, or joint control over an investment

In the process of applying IFRS 16, the Group considered the following relevant judgements:

**The Group’s leasing activities and how they are accounted:** for The Group leases various properties, equipment and vehicles. Leases are normally for periods of between 1 and 15 years. The lease conditions are negotiated individually and contain a wide range of different terms and conditions. The leases do not impose any covenants, but the leased assets cannot be used as collateral for loan purposes.

**Variable lease payments:** Some asset leases contain variable payment terms related to the income generated by the premises. Variable lease payments that depend on revenue are recognized in the income statement in the period in which the condition that triggers such payments occurs.

**Lease extension and termination options:** Extension and termination options are included in the Group’s lease contracts. These conditions are used to maximize operational flexibility in terms of contract management. Most extension and termination options held are exercised by the Group and the lessor.

**Lease terms:** In determining the term of the lease, management considers all facts and circumstances that create an economic incentive to exercise an extension option, or not to exercise a termination option. The assessment is reviewed if a significant event or significant change in circumstances occurs that affects this assessment.

**Discount rate:** The Group determined the discount rate based on the rate of its incremental indebtedness. The determination process considered the duration of the leases, the nature and quality of the collateral and the economic environments in which the Group operates. This rate is reviewed annually and adjusted when there are significant changes.

**Dismantling provision:** The provision is established taking into account the interventions that the Group must make on the real estate to leave it in the condition in which it was delivered and the contractual obligations with the lessor. The provision is reviewed and adjusted annually.

## Note 5. OPERATING SEGMENTS

Grupo Nutresa's operating segments reflect its structure and how Management, in particular, the Board of Directors, evaluates the financial information for decision-making in operational matters. For the administration, businesses are assessed by combining geographic areas and types of products. The segments for which financial information are presented, as follows:

- **Cold Cuts:** Production and sale of processed meats (sausage, pepperoni, ham, bologna and burgers), matured meat (Serrano ham, Spanish chorizo, and salami), ready to eat meals, canned foods, and mushrooms
- **Biscuits:** the production and commercialization of sweet flavored cookies lines, with cr me and wafers, salty crackers, and snacks, and healthy and functional foods
- **Chocolate:** Production and sale of chocolate bars, chocolate (bars and milk modifiers), chocolate candies, snacks, cereal bars, and nuts
- **TMLUC:** Stands for Tresmontes Lucchetti, a business unit that produces and sells: instant cold drinks, pasta, coffee, snacks, edible oil, juices, soups, desserts, and teas
- **Coffee:** Production and marketing of roasted and ground coffee, instant coffee (powdered, granulated, and freeze-dried), and coffee extracts.
- **Retail Foods:** Formats established for direct sale to consumers, like restaurants and ice cream parlors, hamburger products, prepared meats, pizza, ice cream, and yogurt are offered.
- **Ice Cream:** This segment includes desserts, water and milk-based ice cream pops, cones, Ice cream by the liter, as well as ice cream cups and biscuits with ice cream
- **Pasta:** Produced and sold in Colombia, as short, long, egg, with vegetables, with butter, and instant pasta.

The Board of Directors monitors the operating results of the Business Units separately, for the purposes, of making decisions about allocating resources and assessing financial performance. The financial performance of the segments is evaluated, based on operating revenues and EBITDA generated, which are measured uniformly with the Consolidated Financial Statements. Financing operations, investment, and tax management are managed centrally, and are therefore, not allocated to operating segments.

The Management Reports, and the ones generated by accountancy of the Group, use the same policies, as described in the note of accounting criteria, and there are no differences, in totality, between the total measurements of results, with respect to the accounting policies applied.

Transactions between segments correspond mainly to sales of finished products, raw materials, and services. The sales price between segments corresponds to the cost of the product, plus a profit margin. These transactions are eliminated in the Consolidated Financial Statements.

Assets and liabilities are managed by the administration of each of the subsidiaries of Grupo Nutresa; no segment allocation is assigned.

There are no individual customers whose transactions represent more than 10% of Grupo Nutresa's income.

### 5.1 Operating income from contracts with clients:

Revenues are recognized once control has been transferred to the customer. Some goods are sold with discounts that are recognized at the moment when the income is invoiced, and others with the fulfillment of goals by the client. Revenue is recognized, net of these discounts. The Group's experience is used, to estimate and provide discounts, using the expected value method, and revenues are only recognized to the extent that it is highly likely that a significant reversal will not occur. A reimbursement liability (included in commercial accounts and other accounts payable) is recognized for the expected volume discounts, payable to customers in relationship to the sales realized, to the end of the reporting period. No element of financing is considered present, since sales are realized with a credit term that in some cases, can reach up to 90 days, which is consistent with the practice of the market. Grupo Nutresa does not recognize any guarantee, on the products it sells. At June 30, 2021 and 2020, the Group did not incur incremental costs, to obtain contracts with its customers, nor other costs associated with the execution of the contract.



**Condensed Consolidated** Interim Financial Statements – (Unaudited)  
Second quarter

**a) Income from ordinary activities, by segments**

	Second Quarter						Accumulated to June 30 <sup>th</sup>					
	External clients		Inter-segments		Total		External clients		Inter-segments		Total	
	2021	2020	2021	2020	2021	2020	2021	2020	2021	2020	2021	2020
Biscuits	518.651	569.351	3.598	2.209	522.249	571.560	1.020.344	1.102.150	6.883	5.200	1.027.227	1.107.350
Cold Cuts	533.450	516.761	11.022	2.806	544.472	519.567	1.062.441	1.023.548	19.040	11.241	1.081.481	1.034.789
Chocolate	446.560	384.372	11.425	7.202	457.985	391.574	884.498	784.289	21.442	17.340	905.940	801.629
Coffee	448.690	412.780	952	1.200	449.642	413.980	870.756	793.443	2.446	4.610	873.202	798.053
TMLUC	323.363	315.050	(447)	1.010	322.916	316.060	596.971	576.129	-	2.001	596.971	578.130
Retail Food	213.675	104.961	15	23	213.690	104.984	418.359	294.218	24	74	418.383	294.292
Ice Cream	129.103	101.356	153	1.321	129.256	102.677	264.688	226.063	246	1.594	264.934	227.657
Pastas	105.045	106.883	247	200	105.292	107.083	195.660	201.887	269	330	195.929	202.217
Others	223.477	153.935	-	-	223.477	153.935	461.997	323.055	-	-	461.997	323.055
<b>Total segments</b>	<b>2.942.014</b>	<b>2.665.449</b>	<b>26.965</b>	<b>15.971</b>	<b>2.968.979</b>	<b>2.681.420</b>	<b>5.775.714</b>	<b>5.324.782</b>	<b>50.350</b>	<b>42.390</b>	<b>5.826.064</b>	<b>5.367.172</b>
Adjustments and eliminations					(26.965)	(15.971)					(50.350)	(42.390)
<b>Consolidated</b>					<b>2.942.014</b>	<b>2.665.449</b>					<b>5.775.714</b>	<b>5.324.782</b>

Table 5

**b) Information by geographical locations**

The breakdown of sales to external customers is herewith detailed, by primary geographical locations, where the Group operates, and is as follows:

	Second Quarter		Accumulated to June 30 <sup>th</sup>	
	2021	2020	2021	2020
Colombia	1.765.245	1.531.061	3.510.146	3.157.639
United States	350.863	356.485	680.398	663.793
Central America	280.853	277.273	557.118	551.781
Chile	212.686	215.074	399.634	407.524
Mexico	97.582	79.213	181.234	155.448
Dominican Republic and the Caribbean	57.144	42.421	108.598	87.931
Peru	55.328	53.804	99.606	93.902
Ecuador	39.035	40.397	72.369	73.724
Others	83.278	69.721	166.611	133.040
<b>Total</b>	<b>2.942.014</b>	<b>2.665.449</b>	<b>5.775.714</b>	<b>5.324.782</b>

Table 6

Sales information is realized with consideration of the geographical location of the end-user customer.

**c) Information by type of product**

Given that some segments are also categorized by geographical location, sales to external customers are presented by product category, as follows:

	Second Quarter		Accumulated to June 30 <sup>th</sup>	
	2021	2020	2021	2020
Foods	1.470.703	1.379.244	2.894.769	2.729.228
Beverages	771.752	764.898	1.472.536	1.398.371
Candy y snacks	476.933	337.949	949.116	751.548
Others	222.626	183.358	459.293	445.635
<b>Total</b>	<b>2.942.014</b>	<b>2.665.449</b>	<b>5.775.714</b>	<b>5.324.782</b>

Table 7

**d) Calendar of recognition of revenue from ordinary activities:**

Grupo Nutresa transfers the goods it sells, at a specific moment in time. It does not have performance obligations that are satisfied over time. The contracts that the Group has with its customers are short-term.

## 5.2 EBITDA

Second Quarter								
	Operating Profit		Depreciation and Amortization (Note 21)		Unrealized Exchange Differences from Operating Assets and Liabilities (Note 23.2)		EBITDA	
	2021	2020	2021	2020	2021	2020	2021	2020
Biscuits	28.400	76.366	13.889	15.194	(800)	(3.526)	41.489	88.034
Cold Cuts	36.349	61.038	15.344	16.169	(238)	(1.703)	51.455	75.504
Chocolate	47.638	48.554	12.351	11.777	3	(2.517)	59.992	57.814
Coffee	49.805	57.393	12.348	11.667	1.771	2.656	63.924	71.716
TMLUC	29.495	37.045	10.958	11.230	147	179	40.600	48.454
Retail Food	24.022	(30.030)	21.391	22.322	(23)	(57)	45.390	(7.765)
Ice Cream	12.689	8.638	7.084	7.326	64	(242)	19.837	15.722
Pastas	14.029	15.829	3.204	3.297	(243)	(695)	16.990	18.431
Others	7.670	5.370	4.949	3.815	(661)	(6.907)	11.958	2.278
<b>Total segments</b>	<b>250.097</b>	<b>280.203</b>	<b>101.518</b>	<b>102.797</b>	<b>20</b>	<b>(12.812)</b>	<b>351.635</b>	<b>370.188</b>

Table 8

Accumulated to June 30 <sup>th</sup>								
	Operating Profit		Depreciation and Amortization (Note 21)		Unrealized Exchange Differences from Operating Assets and Liabilities (Note 23.2)		EBITDA	
	2021	2020	2021	2020	2021	2020	2021	2020
Biscuits	69.580	131.892	28.213	30.194	1.512	(379)	99.305	161.707
Cold Cuts	89.512	121.823	28.518	30.261	678	(1.631)	118.708	150.453
Chocolate	103.691	90.743	24.750	24.010	753	869	129.194	115.622
Coffee	99.073	114.172	26.248	22.688	(1.106)	(1.199)	124.215	135.661
TMLUC	51.799	58.202	21.478	21.984	(348)	194	72.929	80.380
Retail Food	47.820	(21.017)	42.454	44.996	(29)	127	90.245	24.106
Ice Cream	33.022	22.945	13.462	13.907	375	(3)	46.859	36.849
Pastas	25.467	24.646	6.216	6.366	316	227	31.999	31.239
Others	21.071	(6.562)	12.061	10.612	2.600	6.255	35.732	10.305
<b>Total segments</b>	<b>541.035</b>	<b>536.844</b>	<b>203.400</b>	<b>205.018</b>	<b>4.751</b>	<b>4.460</b>	<b>749.186</b>	<b>746.322</b>

Table 9

Grupo Nutresa discloses EBITDA because Management considers that this measurement is relevant for a better understanding of the Group's financial performance. This is not a performance measurement defined in the Accounting and Financial Reporting Standards Accepted in Colombia.

## Note 6. TRADE AND OTHER ACCOUNTS RECEIVABLES, NET

Trade and other accounts receivables, are as follows:

	June 2021	December 2020
Clients	1.196.402	1.123.665
Accounts receivable from employees	37.925	37.930
Accounts receivable from related parties	14.270	15.108
Loans to third-parties	7.821	992
Dividends receivable (Note 10)	27.835	16.376
Other accounts receivable	17.158	53.386
Impairment	(38.686)	(29.198)
<b>Total trade and accounts receivable</b>	<b>1.262.725</b>	<b>1.218.259</b>
<b>Current portion</b>	<b>1.229.635</b>	<b>1.191.711</b>
<b>Non-current portion</b>	<b>33.090</b>	<b>26.548</b>

Table 10

To ensure recovery of trade debts and other accounts receivable, "blank promissory notes" are constituted with letters of instruction, advances are solicited, bank guarantees, and, in some cases, collateral is requested. For loans to employees, mortgages, and pledges are constituted, and promissory notes are signed.

According to the Company's assessment of historical information and the portfolio analysis at June 30<sup>th</sup>, 2021, there is no objective evidence that overdue balances receivable, present material risks of impairment, that imply adjustments to the impairment recorded in the Financial Statements on those dates.

## Note 7. BIOLOGICAL ASSETS

The following is a breakdown of biological assets:

	June 2021	December 2020
Biological assets - Cattle	75.981	46.127
Biological assets - Pig	80.270	77.145
Crops	3.413	4.342
<b>Total</b>	<b>159.664</b>	<b>127.614</b>

Table 11

The following are the amounts and principal locations of the biological assets:

	Quantities		Location
	June 2021	December 2020	
Biological assets – Cattle <sup>(1)</sup>	34.045 Uds.	26.148 Units	Antioquia, Cordoba, Cesar, Santander, Sucre, Caldas, and Meta - Colombia
Biological assets – Pig <sup>(1)</sup>	110.074 Uds	116.290 Units	Antioquia and Caldas - Colombia
	12.129 Uds	12.523 Units	Provincia de Oeste - Panama
<b>Forest plantations</b>			
Mushroom crops <sup>(2)</sup>	41.080 mts <sup>2</sup>	41.080 mts <sup>2</sup>	Yarumal - Colombia

Table 12

- (1) Pork livestock farming, in Colombia, is realized through owned-farms, farms in participation, and leased farms; its production is used as raw material for the development of business products of the Cold Cuts Business.

Pigs and cattle, in Colombia, are measured at fair value, using as a reference, the market values, published by the National Association of Pig Farmers and livestock auctions at fairs, in each location; this measurement is at the Level 2 of the fair value hierarchy, of IFRS 13. At June 30<sup>th</sup>, 2021, the price per average kilo of the pig livestock used in the valuation was \$7.142<sup>(\*)</sup> (December 2020: \$7.305<sup>(\*)</sup>); for cattle a price per average kilo of \$6.844<sup>(\*)</sup> (December 2020: \$4.840<sup>(\*)</sup>) was used.

(\*) In Colombian Pesos.

The value of pigs that are produced in Panama, was in June 30<sup>th</sup>, 2021 \$11.191<sup>(\*)</sup> (December 2020: \$8.791<sup>(\*)</sup>), and are measured upon initial recognition under the cost model, taking into account that there is no active market, in said country.

- (2) Mushroom crops are used by Setas Colombianas S.A., in its production processes to be marketed in different presentations, located in Yarumal, Colombia. It is measured under the cost model, considering that there is no active market for these crops, and that the productive cycle is short-term, close to 90 days.

The profit for the period, due to changes in fair value, minus the costs to sell of biological assets at June 30<sup>th</sup>, 2021 were: \$4.321 (December 2020: profit \$13.131), and is included in the profit and loss, in operating income.

At the end of the reporting period, and the comparative period, there are no restrictions on the ownership of the Group's biological assets, nor significant contractual commitments, for its development or acquisition, and have not been pledged, as collateral for debt compliance.

## Note 8. OTHER ASSETS

Other assets are comprised of the following:

	2020	2019
Current taxes (Note 14.2)	294.996	202.585
Prepaid expenses <sup>(1)</sup>	58.514	32.174
Financial derivative instruments (Note 15.6)	80.913	16.638
<b>Total other current assets</b>	<b>434.423</b>	<b>251.397</b>
Non-current taxes (Note 14.2)	11.367	11.054
Prepaid expenses	8.958	7.250
Other financial instruments measured at fair value <sup>(2)</sup>	70.075	62.132
<b>Total other non-current assets</b>	<b>90.400</b>	<b>80.436</b>
<b>Total other assets</b>	<b>524.823</b>	<b>331.833</b>

Table 13

- (1) The expenses paid in advance, correspond mainly to insurance in the amount of \$20.480 (2020: \$16.185), leases in the amount of \$39 (2020: \$112) and contractors in the amount of \$484 (2020: \$10).

(2) Other financial instruments, measured at fair value, correspond to the rights held by the private equity "Cacao para el futuro" - Compartment A, in cocoa plantations.

## Note 9. INVESTMENTS IN ASSOCIATES AND JOINT VENTURES

Investments in associates and joint ventures are as follows:

	Country	% Participation	June 2021	December 2020
<b>Associates</b>				
Bimbo de Colombia S.A.	Colombia	40%	140.183	137.489
Dan Kaffe Sdn. Bhd	Malasia	44%	37.213	33.948
Estrella Andina S.A.S.	Colombia	30%	17.690	10.615
Wellness Food Company S.A.S.	Colombia	23,33% (2020 - 20%)	870	610
Internacional Ejecutiva de Aviación S.A.S.	Colombia	25%	4.006	-
<b>Joint ventures</b>				
Oriental Coffee Alliance Sdn. Bhd	Malasia	50%	11.706	11.455
Oriental Coffe Alliance Inc.	Filipinas	50%	2.145	2.381
<b>Total associates and joint ventures</b>			<b>213.813</b>	<b>196.498</b>

Table 14

			Accumulated to June			
			2021		2020	
	Country	% Participation	Share of Profit and Loss for the Period	Share of Other Comprehensive Income	Share of Profit and Loss for the Period	Share of Other Comprehensive Income
<b>Associates</b>						
Bimbo de Colombia S.A.	Colombia	40%	(2.406)	5.100	(3.820)	1.395
Dan Kaffe Sdn. Bhd	Malasia	44%	1.184	2.081	388	3.069
Estrella Andina S.A.S.	Colombia	30%	(1.122)	-	(2.103)	-
Wellness Food Company S.A.S.	Colombia	23,33% (2020 - 20%)	(28)	-	(6)	-
Internacional Ejecutiva de Aviación S.A.S.	Colombia	25%	538	24	-	-
<b>Joint ventures</b>						
Oriental Coffee Alliance Sdn. Bhd	Malasia	50%	(359)	610	(227)	1.000
Oriental Coffee Alliance Inc	Filipinas	50%	(425)	189	-	-
<b>Total associates and joint ventures</b>			<b>(2.618)</b>	<b>8.004</b>	<b>(5.768)</b>	<b>5.464</b>

Table 15

			Second Quarter			
			2021		2020	
	Country	% Participation	Share of Profit and Loss for the Period	Share of Other Comprehensive Income	Share of Profit and Loss for the Period	Share of Other Comprehensive Income
<b>Associates</b>						
Bimbo de Colombia S.A.	Colombia	40%	(481)	2.667	1.304	434
Dan Kaffe Sdn. Bhd	Malasia	44%	853	205	325	(2.552)
Estrella Andina S.A.S.	Colombia	30%	(188)	-	(1.001)	-
Wellness Food Company S.A.S.	Colombia	23,33% - (2020 -20%)	(9)	-	6	-
Internacional Ejecutiva de Aviación S.A.S.	Colombia	25%	538	24	-	-
<b>Joint ventures</b>						
Oriental Coffee Alliance Sdn. Bhd	Malasia	50%	(303)	55	(86)	(821)
Oriental Coffee Alliance Inc	Filipinas	50%	(205)	9	-	-
<b>Total associates and joint ventures</b>			<b>205</b>	<b>2.960</b>	<b>548</b>	<b>(2.939)</b>

Table 16

Bimbo de Colombia S.A. is a company domiciled in Tenjo, Colombia, dedicated primarily to the manufacturing of baked goods.

Dan Kaffe Sdn. Bhd. is a company domiciled in Johor Bahru, Malaysia, dedicated to the production of frozen coffee extract and dry instant coffee. It is a strategic partner for the coffee business, due to their high production standards, ideal location, and growth potential, as it allows for combination of the world-class Colcafé, soluble coffee experience, and with deep knowledge of the Japanese

## Condensed Consolidated Interim Financial Statements – (Unaudited) Second quarter

partner of the Asian market, the flavor, ingredients, and advanced technologies, provisioning capabilities of pending raw materials, and widespread commercial network, throughout the region.

Estrella Andina S.A.S. is a simplified joint stock company domiciled in Bogota, Colombia, engaged in the marketing of ready-made meals in coffee shops.

Wellness Food Company S.A.S. is a simplified joint stock company domiciled in Itagui, Colombia, dedicated mainly to the elaboration of dairy products and other types of prepared foods.

Internacional Ejecutiva de Aviación S.A.S. is a company dedicated to the provision of public commercial air transport services, not regular passengers, mail and cargo, including the realization of charter flights on national and international routes in accordance with current regulations and international conventions on civil aviation, as well as the performance of activities and complementary and related services to air transport service.

Oriental Coffee Alliance Sdn. Bhd. is a company domiciled in Kuala Lumpur, Malaysia, dedicated to the sale of Dan Kaffe Malaysia (DKM) products, as well as some Colcafé products and part of the Group, in Asia. This partnership with the Mitsubishi Corporation, allows Grupo Nutresa to advance their initially set objectives, with the acquisition of DKM, to expand its role in the global coffee industry, diversify production, and the origin of its soluble coffee, and break into the rapid growth market of coffee in Asia.

Oriental Coffee Alliance, Inc is a Company domiciled in Taguig – Philippines, conformed with the objective of participating, conducting and developing the business of purchase, sale, distribution, marketing, enter into all types of export, import, purchase, acquisition, sale and other provisions agreements by itself as principal or representative as manufacturing representatives. , merchandise broker, indenter, commission merchant, factors or agents in the shipment of coffee-related products, including but not limited to instant coffee, ready-to-drink products, coffee extract, and roast and ground coffee, but excluding green grains to provide direction, supervision and support, including but not limited to marketing and sales, to affiliates and / or incorporated subsidiaries, including future affiliates and / or subsidiaries that may be incorporated, that will conduct the manufacturing and marketing business; and developing business opportunities related to coffee and other food products in Asian countries and elsewhere. This Company is part of Grupo Nutresa's strategy of association with Mitsubishi Corporation, which allows it to advance in the objectives initially set with the acquisition of DKM to enter to the fast-growing coffee market in Asia.

The movements of the book value of the investments in associates and joint ventures, are as follows:

	2021	2020
<b>Opening balance at January 1st, 2021</b>	<b>196.498</b>	<b>193.360</b>
Increase of contributions (*)	11.929	2.293
Participation in profit and loss, for the period	(2.618)	(5.768)
Participation in other comprehensive income	8.004	5.464
<b>Balance at June 30th, 2021</b>	<b>213.813</b>	<b>195.349</b>

Table 17

- \* In April 2021, Grupo Nutresa S. A. made an acquisition of 1,125,000 shares of Internacional Ejecutiva de Aviación S.A.S. equivalent to 25% of the capital for \$ 3,444, which were paid in full. An increase was made in the capital of Estrella Andina S. A. S. for \$ 8,197, without generating changes in the percentage of participation, which were paid in full.
- \* In May 2021, a subscription of shares of Wellness Food Company S.A. S. was made for \$ 288, increasing its participation to 23.33%, which were paid in full.
- \* In June 2020, Estrella Andina S. A. S.'s capital was increased in which Grupo Nutresa invested \$2.293, without generating changes in the percentage of participation, which was paid in full.

During the period covered by these Financial Statements, no dividends were received from these investments.

Neither of the associates nor joint ventures maintained by the Group is listed on a stock market; therefore, there is no comparable quoted market price for the investment.

## Note 10. OTHER NON-CURRENT FINANCIAL ASSETS

Grupo Nutresa classifies portfolio investments that are not held for trading, as equity investments measured at fair value, through “other comprehensive income”.

The results for the period include income from dividends on said instruments, and are recognized, by Nutresa, on the date that the right to receive future payments is established, which is the date of declaration of dividends by the issuing Company. The “other comprehensive income” includes changes in the fair value of these financial instruments.

The breakdown of financial instruments, is as follows:

Book value	Number of Shares Held	Participation as % in Total Ordinary Shares	June 2021	December 2020
Grupo de Inversiones Suramericana S.A.	61.021.436	13,04% (2020 - 13,01%)	1.128.897	1.542.622
Grupo Argos S.A.	82.300.360 (2020: 79.804.628)	12,51% (2020 - 12,37%)	823.004	1.109.284
Other companies			35.060	27.085
<b>Total</b>			<b>1.986.961</b>	<b>2.678.991</b>

Table 18

	Second Quarter				Accumulated to June 30th			
	2021		2020		2021		2020	
	Dividend Income	Profit on Fair Value Measurement	Dividend Income	Loss on Fair Value Measurement	Dividend Income	Profit on Fair Value Measurement	Dividend Income	Loss on Fair Value Measurement
Grupo de Inversiones Suramericana S. A.	-	(195.268)	3.112	(84.209)	36.820	(413.725)	38.687	(937.289)
Grupo Argos S. A.	-	(147.580)	-	(193.128)	30.485	(316.766)	30.007	(630.457)
Other companies	9	-	-	-	453	-	-	-
	<b>9</b>	<b>(342.848)</b>	<b>3.112</b>	<b>(277.337)</b>	<b>67.758</b>	<b>(730.491)</b>	<b>68.694</b>	<b>(1.567.746)</b>

Table 19

The value of the dividend per share declared for 2021 by Grupo from Inversiones Suramericana S. A. was \$603,40 pesos per share, payable quarterly in the amount of \$150,85 pesos. Grupo Argos S. A. declared a dividend of \$382 pesos per share, payable in a single cash installment in full or 50% of the cash dividend and 50% in shares or 100% in shares.

In April 2021, 2,495,732 shares were received as dividend payment from Grupo Argos at a value of \$ 12.215 per share, equivalent to \$30.485.

For 2020 the annual value per share was \$376 pesos (\$94 pesos quarterly) for Grupo Argos S. A. and \$583 pesos (\$145,75 pesos quarterly) for Grupo de Inversiones Suramericana S. A.

Income from dividends, recognized as of June 2021 for portfolio investments corresponds primarily to the total annual dividend declared by the issuers, and therefore similar income is expected for the remainder of the year.

Income from dividends, recognized in the second quarter of 2020 corresponds to the extraordinary dividend decreed by Grupo de Inversiones Suramericana S. A. for \$ 3.112.

As of June 30<sup>th</sup>, 2021 there is receivable for dividends from financial instruments \$27.835 (December 2020: \$16.376).

Dividends received generated an effect on cash flow as of June 30<sup>th</sup>, 2021 of \$56.299 (2020: \$31.769).

As of June 30<sup>th</sup>, 2021 and December 31<sup>st</sup>, 2020 there were pledges on 20.786.846 shares of Grupo de Inversiones Suramericana S.A. in favor of financial entities in Colombia as security for obligations assumed by Grupo Nutresa and its subsidiaries.

### Measurement at fair value

The fair value of shares traded and that are classified as high trading volume is determined based on the price quoted on the Colombian Stock Exchange; this measurement is in the Hierarchy 1, established by IFRS 13 for measuring fair value. This category includes investments held by Grupo Nutresa in Grupo de Inversiones Suramericana S.A. and Grupo Argos S.A. This measurement is realized monthly and as of June 30<sup>th</sup>, 2021 generated losses of \$730.491 (December 2020: loss of \$843.345 and June 2020: loss of \$1.567.746), recognized in the other comprehensive income. In the case of other investments, when their book value is material, the measurement is made annually using valuation techniques recognized and accepted under IFRS 13.

The following is the value per share, used in the valuation of investments listed on the Colombian Stock Exchange:

Price per share (in pesos)	June 2021	December 2020
Grupo de Inversiones Suramericana S. A.	18.500	25.280
Grupo Argos S. A.	10.000	13.900

Table 20

**Condensed Consolidated Interim Financial Statements – (Unaudited)**  
Second quarter

Investments in other companies classified in this category are measured at fair value on a non-recurrent basis, only when a market value is available. The Company considers omission of recurrent measurement of these investments is immaterial for the presentation of Grupo Nutresa's Financial Statements.

There have been no changes in the fair value hierarchy for the measurement of these investments, nor have there been changes in the valuation techniques used.

## Note 11. PROPERTY, PLANT AND EQUIPMENT, NET

The movement of property, plant and equipment occurring during the period, is as follows:

	Land	Buildings	Machinery and Production Equipment	Transportation Equipment	Computer Equipment	Office Equipment	Leasehold Improvements	Assets in Progress	Plantations in development	Plantations in development (*)	Total
Cost	818.735	946.687	3.029.852	31.440	52.225	60.597	176.378	243.403	6.323	7.867	5.373.507
Depreciation and/or impairment	(356)	(282.430)	(1.464.312)	(24.670)	(39.249)	(44.380)	(83.617)	-	(287)	-	(1.939.301)
<b>Balance at January 1st, 2021</b>	<b>818.379</b>	<b>664.257</b>	<b>1.565.540</b>	<b>6.770</b>	<b>12.976</b>	<b>16.217</b>	<b>92.761</b>	<b>243.403</b>	<b>6.036</b>	<b>7.867</b>	<b>3.434.206</b>
Acquisitions	-	-	2.586	341	2.335	269	2.772	154.753	-	-	163.056
Disposals	-	-	(700)	(203)	(1)	(4)	(52)	(148)	-	-	(1.108)
Depreciations	-	(17.692)	(93.868)	(1.670)	(2.699)	(2.655)	(9.652)	-	(144)	-	(128.380)
Transfers	-	2.256	38.046	337	199	507	-	(41.642)	-	-	(297)
Exchange translation impact	9.133	17.804	39.388	405	310	1.030	1.273	3.221	-	-	72.564
Capitalization and consumption	-	-	-	-	-	-	-	-	-	498	498
Cost	827.902	978.884	3.141.214	33.165	56.641	64.488	180.996	359.587	6.323	8.365	5.657.565
Depreciation and/or impairment	(390)	(312.259)	(1.590.222)	(27.185)	(43.521)	(49.124)	(93.894)	-	(431)	-	(2.117.026)
<b>Balance at June 30th, 2021</b>	<b>827.512</b>	<b>666.625</b>	<b>1.550.992</b>	<b>5.980</b>	<b>13.120</b>	<b>15.364</b>	<b>87.102</b>	<b>359.587</b>	<b>5.892</b>	<b>8.365</b>	<b>3.540.539</b>
<b>Cost reconciliation</b>											
<b>Cost balance at January 1st, 2021</b>	<b>818.735</b>	<b>946.687</b>	<b>3.029.852</b>	<b>31.440</b>	<b>52.225</b>	<b>60.597</b>	<b>176.378</b>	<b>243.403</b>	<b>6.323</b>	<b>7.867</b>	<b>5.373.507</b>
Acquisitions	-	-	2.586	341	2.335	269	2.772	154.753	-	-	163.056
Disposals	-	(116)	(19.556)	(1.241)	(252)	(1.143)	(734)	(148)	-	-	(23.190)
Transfers	-	3.457	36.941	335	199	559	-	(41.642)	-	-	(151)
Exchange translation impact	9.167	28.856	91.391	2.290	2.134	4.206	2.580	3.221	-	-	143.845
Capitalization and consumption	-	-	-	-	-	-	-	-	-	498	498
<b>Cost balance at June 30th, 2021</b>	<b>827.902</b>	<b>978.884</b>	<b>3.141.214</b>	<b>33.165</b>	<b>56.641</b>	<b>64.488</b>	<b>180.996</b>	<b>359.587</b>	<b>6.323</b>	<b>8.365</b>	<b>5.657.565</b>
<b>Depreciation and/or impairment reconciliation</b>											
<b>Depreciation and/or impairment balance at January 1st, 2021</b>	<b>(356)</b>	<b>(282.430)</b>	<b>(1.464.312)</b>	<b>(24.670)</b>	<b>(39.249)</b>	<b>(44.380)</b>	<b>(83.617)</b>	<b>-</b>	<b>(287)</b>	<b>-</b>	<b>(1.939.301)</b>
Disposals	-	116	18.856	1.038	251	1.139	682	-	-	-	22.082
Depreciations	-	(17.692)	(93.868)	(1.670)	(2.699)	(2.655)	(9.652)	-	(144)	-	(128.380)
Transfers	-	(1.201)	1.105	2	-	(52)	-	-	-	-	(146)
Exchange translation impact	(34)	(11.052)	(52.003)	(1.885)	(1.824)	(3.176)	(1.307)	-	-	-	(71.281)
<b>Depreciation and/or impairment balance at June 30th, 2021</b>	<b>(390)</b>	<b>(312.259)</b>	<b>(1.590.222)</b>	<b>(27.185)</b>	<b>(43.521)</b>	<b>(49.124)</b>	<b>(93.894)</b>	<b>-</b>	<b>(431)</b>	<b>-</b>	<b>(2.117.026)</b>

**Condensed Consolidated** Interim Financial Statements – (Unaudited)  
Second quarter

	Land	Buildings	Machinery and Production Equipment	Transportation Equipment	Computer Equipment	Office Equipment	Leasehold Improvements	Assets in Progress	Plantations in development (*)	Total
Cost	783.133	930.254	2.877.545	30.989	48.522	57.097	168.353	172.865	12.872	5.081.630
Depreciation and/or impairment	(340)	(243.616)	(1.258.308)	(21.047)	(32.511)	(38.363)	(70.021)	-	-	(1.664.206)
<b>Balance at January 1st, 2020</b>	<b>782.793</b>	<b>686.638</b>	<b>1.619.237</b>	<b>9.942</b>	<b>16.011</b>	<b>18.734</b>	<b>98.332</b>	<b>172.865</b>	<b>12.872</b>	<b>3.417.424</b>
Acquisitions	-	630	7.290	375	1.373	318	6.123	78.818	-	94.927
Disposals	-	-	(1.075)	(38)	(1)	(10)	(187)	-	-	(1.311)
Depreciations	-	(17.551)	(98.367)	(2.087)	(3.376)	(2.820)	(10.471)	-	-	(134.672)
Transfers	34.227	12.368	52.154	181	(825)	952	219	(100.943)	-	(1.667)
Exchange translation impact	14.653	15.773	46.119	956	378	821	1.795	2.858	-	83.353
Capitalization and consumption	-	-	-	-	-	-	-	-	445	445
Cost	832.063	969.739	3.017.138	34.413	49.548	61.280	177.200	153.598	13.317	5.308.296
Depreciation and/or impairment	(390)	(271.881)	(1.391.780)	(25.084)	(35.988)	(43.285)	(81.389)	-	-	(1.849.797)
<b>Balance at June 30th, 2020</b>	<b>831.673</b>	<b>697.858</b>	<b>1.625.358</b>	<b>9.329</b>	<b>13.560</b>	<b>17.995</b>	<b>95.811</b>	<b>153.598</b>	<b>13.317</b>	<b>3.458.499</b>

**Cost reconciliation**

<b>Cost balance at January 1st, 2020</b>	<b>783.133</b>	<b>930.254</b>	<b>2.877.545</b>	<b>30.989</b>	<b>48.522</b>	<b>57.097</b>	<b>168.353</b>	<b>172.865</b>	<b>12.872</b>	<b>5.081.630</b>
Acquisitions	-	630	7.290	375	1.373	318	6.123	78.818	-	94.927
Disposals	-	-	(9.667)	(374)	(101)	(244)	(389)	-	-	(10.775)
Transfers	34.227	12.368	52.134	181	(1.791)	972	219	(100.943)	-	(2.633)
Exchange translation impact	14.703	26.487	89.836	3.242	1.545	3.137	2.894	2.858	-	144.702
Capitalization and consumption	-	-	-	-	-	-	-	-	445	445
<b>Cost balance at June 30th, 2020</b>	<b>832.063</b>	<b>969.739</b>	<b>3.017.138</b>	<b>34.413</b>	<b>49.548</b>	<b>61.280</b>	<b>177.200</b>	<b>153.598</b>	<b>13.317</b>	<b>5.308.296</b>

**Depreciation and/or impairment reconciliation**

<b>Depreciation and/or impairment balance at January 1st, 2020</b>	<b>(340)</b>	<b>(243.616)</b>	<b>(1.258.308)</b>	<b>(21.047)</b>	<b>(32.511)</b>	<b>(38.363)</b>	<b>(70.021)</b>	<b>-</b>	<b>-</b>	<b>(1.664.206)</b>
Disposals	-	-	8.592	337	99	234	202	-	-	9.464
Depreciations	-	(17.551)	(98.367)	(2.087)	(3.376)	(2.820)	(10.471)	-	-	(134.672)
Transfers	-	-	20	-	966	(20)	-	-	-	966
Exchange translation impact	(50)	(10.714)	(43.717)	(2.287)	(1.166)	(2.316)	(1.099)	-	-	(61.349)
<b>Depreciation and/or impairment balance at June 30th, 2020</b>	<b>(390)</b>	<b>(271.881)</b>	<b>(1.391.780)</b>	<b>(25.084)</b>	<b>(35.988)</b>	<b>(43.285)</b>	<b>(81.389)</b>	<b>-</b>	<b>-</b>	<b>(1.849.797)</b>

Table 21

(\*) Our own cocoa plantations are experimental and aim to promote the development of cocoa crops, through agroforestry systems (cocoa - timber), with the Country's farmers.

Currently, there is a sowed area about of 170 hectares, of a project that will reach approximately 200 cultivated hectares by 2022. The plant achieves its maximum production at approximately 7 years, with two crops per year, and an expected useful life of 25 years. The Group's Management established that the project has not reached its optimum level of operation and fine-tuning, with which, in December 2017, the Company applied the amendment to IAS 41 Agriculture and IAS 16 Property, plant and equipment, which gives the production plants the treatment of property, plant and equipment. As part of this change in accounting policies, the value of Property, Plant and Equipment, corresponding to the historical costs of the plantations, at the time of reclassification, was transferred.

As of June 30<sup>th</sup>, 2021, and 2020 there is no property, plant and equipment under warranty.



## Note 12. RIGHT-OF-USE ASSETS

The movement of right-of-use assets, is as follows:

	Buildings	Transportation Equipment	Machinery and Production Equipment	Communication and computer equipment	Total
<b>Balance at January 1st, 2021</b>	<b>773.783</b>	<b>39.884</b>	<b>15.607</b>	<b>289</b>	<b>829.563</b>
New contracts (*)	12.804	7.151	7.331	-	27.286
Disposals	(5.409)	(380)	(1.306)	-	(7.095)
Depreciation	(49.881)	(8.689)	(4.106)	(40)	(62.716)
Transfers	-	(59)	-	-	(59)
Exchange translation impact	13.488	844	565	26	14.923
<b>Balance at June 30th, 2021</b>	<b>744.785</b>	<b>38.751</b>	<b>18.091</b>	<b>275</b>	<b>801.902</b>

Table 22

	Buildings	Transportation Equipment	Machinery and Production Equipment	Total
<b>Balance at January 1st, 2020</b>	<b>814.953</b>	<b>46.557</b>	<b>17.042</b>	<b>878.552</b>
New contracts (*)	19.848	2.552	2.772	25.172
Disposals	(1.813)	(544)	49	(2.308)
Depreciation	(48.281)	(8.686)	(4.947)	(61.914)
Exchange translation impact	15.090	(25)	505	15.570
<b>Balance at June 30th, 2020</b>	<b>799.797</b>	<b>39.854</b>	<b>15.421</b>	<b>855.072</b>

Table 23

\*Includes updating of variable lease fees based on an index or rate.

## Note 13. GOODWILL

The movement of book values of goodwill, assigned to each one of the segments of the Group, is as follows:

Reportable Segment	UGE	Balance at January 1st, 2021	Exchange Differences	Balance at June 30th, 2021
Retail Foods	Grupo El Corral	534.811	-	534.811
	Grupo Pops	170.494	-	170.494
	Helados Bon	51.530	-	51.530
Coffee	CCDC OPCO Holding Corporation	217.453	20.537	237.990
	Industrias Aliadas S.A.S.	4.313	-	4.313
Cold Cuts	Setas Colombianas S.A.	906	-	906
Chocolate	Nutresa de México	184.691	629	185.320
	Abimar Foods Inc.	96.546	-	96.546
Biscuits	Galletas Pozuelo	35.497	3.064	38.561
	Productos Naturela	1.248	-	1.248
	Atlantic Food Service	33.747	-	33.747
TMLUC	Grupo TMLUC	1.038.470	71.822	1.110.292
<b>Total</b>		<b>2.369.706</b>	<b>96.052</b>	<b>2.465.758</b>

Table 24

## Note 14. INCOME TAXES AND TAXES PAYABLE

### 14.1 Applicable Norms

The effective and applicable tax norms, state that nominal rates of income tax, for Grupo Nutresa, are as follows:

Income tax %	2020	2021	2022	2023	2024
Colombia	32,0	31,0	30,0	30,0	30,0
Chile	27,0	27,0	27,0	27,0	27,0
Costa Rica	30,0	30,0	30,0	30,0	30,0
Ecuador	25,0	25,0	25,0	25,0	25,0
El Salvador	30,0	30,0	30,0	30,0	30,0
United States	21,0	21,0	21,0	21,0	21,0
Guatemala	25,0	25,0	25,0	25,0	25,0
Mexico	30,0	30,0	30,0	30,0	30,0
Nicaragua	30,0	30,0	30,0	30,0	30,0
Panama	25,0	25,0	25,0	25,0	25,0
Peru	29,5	29,5	29,5	29,5	29,5
Dominican Republic	27,0	27,0	27,0	27,0	27,0

Table 25

#### a) Colombia:

The basis for the tax treatment is the recognition of income and expenses accrued for accounting purposes, except for those expressly provided for in the regulations, such as: the time of realization for certain income, non-deductibility of the difference not realized, limitation of the deduction for employee, customer and supplier services, ceilings on annual depreciation rates, changes in realization for tax recognition of the customer loyalty plan and the option to take the value paid for industry and commerce tax as a 100% deduction or as a 50% tax discount.

On the other hand, donations made to entities belonging to the special tax regime are not deductible, but a tax discount of 25% on the value donated is allowed, which cannot exceed 25% of the income tax payable in the respective taxable year.

The presumptive income applicable from the year 2020 is 0% (2020: 0,5%).

The firmness of the tax returns is 3 years, however, for companies' subject to the transfer pricing regime, the firmness is 5 years and the declarations that originate or offset tax losses will be firm in 5 years. Additionally, for the year 2021, the returns that present an increase in net income tax by a minimum percentage of 30% or 20% compared to the previous year, will be final in 6 months or 12 months, respectively.

#### b) Chile

In Chile, income tax law includes separate "capital income" and "earned income" systems. The first are taxed with tax class act, which mainly impacts businesses. This tax has a fixed rate 27% on the tax base, which is calculated effecting aggregates or decreases mandated by law. The tax paid in this way, is imputable against the Global Complementary, which taxes the entire income of natural persons residing in the country; or additional, levies on income generated in Chile, to natural and legal persons, residing outside the country, according to, the case. The tax losses are carried forward to the next period as part of the deductions.

#### c) Mexico:

Income tax (ISR) is levied on net income obtained by both resident and non-resident companies, with specific rules for each. The Mexican income tax rate is 30%, which is applied to the taxable income of the year, resulting from subtracting from the income earned in the period (including capital gains), the expenses incurred for their generation (which are justified through invoices or other legally accepted documents) and the tax loss carryforwards of the last 10 years.

#### d) Costa Rica

Income tax is calculated on the net income for the year, which is the result of gross income less costs and expenses useful and necessary to generate the profit. The provision for income taxes charged to income includes current taxable income for the year and deferred tax applicable to temporary differences between accounting and taxable items. The deduction of non-bank interest is limited to 20% of income before interest, taxes, depreciation and amortization (UAIIDA), for each taxable year.

The income tax rate is 30% and the rate for income and capital gains is 15%. Tax losses can be offset within 3 years of their generation.

#### e) Panama

Current income tax is subject to a 25% rate on net taxable income based on the greater of the following amounts:

- The net taxable income resulting from deducting from the taxable income of the taxpayer the rebates granted under promotion or production regimes and the legally authorized loss carry-forwards, this calculation will be known as the traditional method.

## Condensed Consolidated Interim Financial Statements – (Unaudited) Second quarter

- The net taxable income resulting from applying 4.67% to the total taxable income (this calculation will be known as the CAIIR - Alternate Calculation).

Income tax returns are subject to review by the Tax Authorities for the last 3 years.

According to Panamanian Tax Legislation in force, companies are exempt from paying income tax on foreign source earnings. Also exempt from income tax are interest earned on time deposits in local banks, interest earned on Panamanian government securities and investments in securities issued through the Panama Stock Exchange.

Tax losses may be deducted from the taxable income of the following five years, 20% each year, but limited to 50% of the taxable income of each year.

### f) Ecuador

Income tax is subject to a rate of 25% applicable to the taxable income, which includes all taxable income reduced by returns, discounts, costs, expenses and deductions attributable to such income and which have been taken for the purpose of obtaining, improving or maintaining income subject to income tax.

Tax losses may be offset against taxable profits within the following five years, not exceeding 25% of the profits obtained in each year.

### g) United States

The current income tax is subject to a rate of 21% on the taxable income of the year. Additionally, the special tax on profits held abroad is 15% if held in cash and 8% if invested in assets.

### h) Peru

Income tax is calculated at a rate of 29.5%, on the tax profits of the period, purified in accordance with current regulations.

The Tax Authority of the country has the power to control and, if applicable, correct the tax on the corresponding earnings calculated by the company, during the 4 years following the year in which the affidavit is presented.

## 14.2 Tax assets and liabilities

Tax assets are presented in the Statement of Financial Position, under "other current assets" and "other non-current assets". The balance, includes:

	June 2021	December 2020
Income tax and complementaries <sup>(1)</sup>	221.257	126.925
Equity tax, interest <sup>(3)</sup>	-	4.373
Sales tax	57.557	37.079
Other claims	2.769	420
Other taxes	13.413	1.810
<b>Total current tax assets</b>	<b>294.996</b>	<b>170.607</b>
Claims in process <sup>(2)</sup>	11.054	11.282
Other non-current taxes	313	-
<b>Total non-current tax assets</b>	<b>11.367</b>	<b>11.282</b>
<b>Total tax assets</b>	<b>306.363</b>	<b>181.889</b>

Table 26

- Income tax assets and complementary include auto-withholdings of \$84.539 (2020: \$13.577), credit balances of \$47.755 (2020: \$53.491, tax advances of \$30.478 (2020: \$23.794), tax rebates for \$50.636 (2020: \$31.316), and income tax withheld \$7.849 (2020: \$4.747).
- Grupo Nutresa has six (6) subsidiaries that signed legal stability contracts with the Colombian government in 2009 (As of June 30, 2021, four companies have current contracts). One of the stabilized taxes was the equity tax, which by order of the tax authority had to be declared and paid. However, there is a legal right to request a refund for the payment of what is not due for \$49.486. Based on article 594-2 of the Tax Statute that indicates that tax obligations presented by those not obliged to declare do not produce legal effects, claims for payment of what is not due are advanced, and \$9.866 is pending resolution, value classified as non-current asset since its resolution is expected in a term exceeding twelve months from the date of this report.
- Refers to current interest derived from this payment of what is not due in the amount of \$6.407. During 2020, the tax administration has recognized in favor of Grupo Nutresa an amount of \$2.034, and during 2021 paid the remain amount of \$4.373.

The current taxes payable balances include:

	June 2021	December 2020
Income tax and complementaries (*)	132.945	99.776
Sales tax payable	94.237	94.483
Withholding taxes, payable	32.218	35.499
Other taxes	24.531	10.253
<b>Total</b>	<b>283.931</b>	<b>240.011</b>

## Condensed Consolidated Interim Financial Statements – (Unaudited) Second quarter

Table 27

The Group applies the laws with professional judgment, to determine and recognize the provision for current tax and deferred income, on its Consolidated Financial Statements. The final tax determination depends on the new regulatory requirements, the existence of sufficient taxable profit for the use of fiscal benefits, as the treatment of untaxed income, and special deductions, according to the current regulations and applicable, and the analysis of favorability probability of expert opinions. The Group recognizes liabilities, for anticipated tax audits, observed based on estimates, if correspondent to payment of additional taxes. When the final tax outcome of these situations is different, from the amounts that were initially recorded, the differences are charged to tax on current and deferred assets and liabilities, in the period in which this is determined.

Considering the criteria and judgments in the determination and recognition of the mentioned taxes, as of June, 2021, no situations have been identified that generate tax uncertainty and that must be recognized in the accounting according to the framework defined by IFRIC 23.

(\*) By 2020, it included a reduction in the income tax payable through the “obras por impuestos” mechanism. During 2020, four Grupo Nutresa companies were linked with a total investment of \$ 19,955, whose projects aim to improve the conditions for the training and development of educational skills of 80,353 students from various municipalities in the Department of Antioquia. To date, these contracts are completely liquidated.

### 14.3 Income tax expenses

Current income tax expenses are as follows:

	Second Quarter		Accumulated to June 30th	
	2021	2020	2021	2020
Income tax	51.509	66.612	123.235	143.102
<b>Total</b>	<b>51.509</b>	<b>66.612</b>	<b>123.235</b>	<b>143.102</b>
Deferred taxes (*) (Note 14.4)	7.633	(11.933)	9.018	(20.339)
<b>Total income tax expenses</b>	<b>59.142</b>	<b>54.679</b>	<b>132.253</b>	<b>122.763</b>

Table 28

(\*) The change in deferred tax is mainly due to the higher tax losses generated in 2021 and the differences between property, plant and equipment, amortization of intangibles, and exchange differences.

### 14.4 Deferred income tax

The breakdown of the deferred tax assets and liabilities, are as follows:

	June 2021	December 2020
<b>Deferred tax assets</b>		
Goodwill tax, TMLUC	69.679	76.289
Employee benefits	46.712	46.906
Accounts payable	15.567	13.628
Tax losses	243.337	228.120
Tax credits	13.371	14.345
Debtors	27.085	23.015
Right-of-use assets	285.828	280.746
Other assets	63.851	57.842
<b>Total deferred tax assets <sup>(1)</sup></b>	<b>765.430</b>	<b>740.891</b>
<b>Deferred tax liabilities</b>		
Property, plant and equipment	344.908	342.372
Intangibles <sup>(2)</sup>	376.857	368.831
Investments	18.329	14.097
Inventories	10.125	8.039
Right-of-use liabilities	268.947	267.605
Other liabilities	42.358	19.472
<b>Total income tax liabilities</b>	<b>1.061.524</b>	<b>1.020.416</b>
<b>Net deferred tax liabilities</b>	<b>296.094</b>	<b>279.525</b>

Table 29

(1) The deferred tax asset is recognized and supported, on the basis that the Group has generating positive taxable income, and it is projected to generate future income sufficient to compensate tax credits and tax losses, from previous periods, prior to maturity, and obtain future tax benefits, for goodwill tax in Chile, employee benefits, as well as, items recognized in the deferred tax assets. Projections of annual taxable income and actual data are reviewed to determine the impact and adjustments, on asset values, and their recoverability in future periods.

(2) The deferred tax liability, for intangibles, corresponds mainly to the difference in the amortized accounting and tax depreciation of the brands, and to the deferred tax, recognized in the Consolidated Financial Statement, in relationship to the goodwill from business combinations realized before 2013 and the recognition for the difference between accounting and tax due to the entry into force in 2019 of the accounting standard for financial leases IFRS 16.

## Condensed Consolidated Interim Financial Statements – (Unaudited) Second quarter

The movement of deferred tax, during the period, was as follows:

	April-June 2021	January-June 2021
<b>Opening balance, net liabilities</b>	<b>291.146</b>	<b>279.525</b>
Deferred tax expenses, recognized in income for the period	7.633	9.018
Deferred taxes associated with components of other comprehensive income	(1.015)	19.248
Impact of variation in rates of foreign exchange	(1.670)	(11.697)
<b>Final balance, net liabilities</b>	<b>296.094</b>	<b>296.094</b>

Table 30

The income tax, relating to components of other comprehensive income, is determined by new measurements of benefit plans to employees of \$228 (2020: \$1.809), the participation in associates and joint ventures, accounted for by using *the Equity Method*, in the amount of \$2.401 (2020: \$968), the financial assets, measured at fair value, in the amount \$0 (2020: -\$1) and cash-flow hedges of \$16.619 (2020: -\$7.038).

### 14.5 Effective tax rates

The theoretical tax rate is calculated using the weighted average of the tax rates established in the tax regulations of each of the countries where the Nutresa Group companies operate. To calculate the effective rate, the amount of discontinued operations was included in income before taxes, since these operations are part of the income tax purification.

The effective tax rate is below the theoretical rate, mainly due to permanent differences as income from untaxed portfolio dividends and the application of stabilized rules in Colombia such as the special deduction in real productive fixed assets, whose impact on the effective rate is -4.56% (2020: -5.06%). This effect is counteracted in 2021 by the tax discount of 50% of that paid for industry and commerce tax and 25% of the duly certified donated value, expenses that are not tax deductible; by the higher income tax payment made by Colombian companies abroad and by other non-deductible expenses such as 50% of the tax on financial movements and costs and expenses of previous years. These items have an effect of 2.16% (2020: 2.08%) on the effective rate.

The following is the reconciliation of the applicable tax rate and the effective tax rate:

	Second Quarter				Accumulated to June 30th			
	2021		2020		2021		2020	
	Value	%	Value	%	Value	%	Value	%
<b>Accounting profit, before income taxes (*)</b>	<b>199.757</b>		<b>194.580</b>		<b>506.114</b>		<b>454.056</b>	
<b>Applicable tax rate expenses</b>	<b>59.694</b>	<b>29,88%</b>	<b>58.196</b>	<b>29,91%</b>	<b>152.888</b>	<b>30,21%</b>	<b>139.437</b>	<b>30,71%</b>
Untaxed portfolio dividends	(110)	-0,06%	(996)	-0,51%	(21.120)	-4,17%	(22.058)	-4,86%
Special deductions for real productive fixed assets	(786)	-0,39%	(507)	-0,26%	(1.991)	-0,39%	(931)	-0,21%
ICA and non-deductible donations	2.497	1,25%	2.111	1,08%	4.521	0,89%	3.745	0,82%
Non-deductible expenses	3.337	1,67%	1.737	0,89%	6.411	1,27%	4.241	0,93%
Other tax impact	(5.490)	-2,75%	(5.862)	-3,01%	(8.456)	-1,67%	(1.671)	-0,37%
<b>Total tax expenses (Note 14.3)</b>	<b>59.142</b>	<b>29,60%</b>	<b>54.679</b>	<b>28,10%</b>	<b>132.253</b>	<b>26,13%</b>	<b>122.763</b>	<b>27,04%</b>

Table 31

(\*) Includes discontinued operations.

### 14.6 Information on current legal proceedings

- Industria de Alimentos Zenú S.A.S. and Alimentos Cárnicos S.A.S., Colombian subsidiaries of Grupo Nutresa, are in the process of discussions with the Directorate of National Tax and Customs (DIAN), for the unrecognized deduction for amortization of goodwill, generated in the acquisition of shares, of income of the taxable year 2011 in Alimentos Zenú S. A. S. and 2011 and 2015 in Alimentos Cárnicos S. A. S. The process in the Administrative Chamber has already been exhausted, therefore, the respective lawsuits were brought before the contentious administrative courts of Antioquia, and del Valle, respectively. The requests for monies in favor of the tax returns for the taxable year 2011, of these two companies, on the occasion of this discussion, were considered undue, by the DIAN, which generated a process for Industria de Alimentos Zenú S.A.S., in discussion in the administrative chamber, as well as for, Alimentos Cárnicos S.A.S., in judicial proceedings.
- Grupo Nutresa S.A. files a lawsuit for the lack of knowledge of deductions and compensation for tax losses, in tax returns for the taxable years 2008, 2009 and 2014. Due to lack of knowledge, the Administration rejected the rebates, in favor of those taxable years, which made the necessary lawsuit against the resolutions that decided the rejection.

## Note 15. FINANCIAL OBLIGATIONS

### 15.1 Financial liabilities at amortized cost

Financial obligations, held by Grupo Nutresa, are classified as measured, by using *the amortized cost method*, and are based on the Group's Business Model. Book values, at the end of the reporting period, are as follows:

	June 2021	December 2020
Loans	3.227.909	3.211.594
Bonds	135.275	135.246
Financial leases	5.113	5.534
<b>Total</b>	<b>3.368.297</b>	<b>3.352.374</b>
Current	376.104	486.736
Non-current	2.992.193	2.865.638

Table 32

The financial obligations covered, incorporates adjustments, that increase the amortized cost, in the amount of \$0 (December: \$9.674), decreasing the value of the financial obligation, as a result of the measurement at fair value of hedging exchange rates, as described in Note 15.6, henceforth.

### 15.2 Bonds

Grupo Nutresa generated issuance of one bond:

In August 2009, an issue of corporate bonds took place in Colombia, through Fideicomiso Grupo Nutresa, which is managed by Alianza Fiduciaria S.A., the issuance was realized in the amount of \$500,000, maturing in four tranches at 5, 7, 10, and 12 years, with interest payable quarterly, in arrears, and amortized to maturity of each coupon. As of June 30<sup>th</sup>, 2021 interest expenses were incurred in the amount of \$4.797 (June 2020: - \$6.077). The emission has a balance at June 2021, including accrued interest in the amount of \$135.275 (December 2020: - \$135.246), and has the following characteristics:

Maturity	Interest rate	June 2021	December 2020
2021	CPI + 5,75%	135.275	135.246
<b>Total</b>		<b>135.275</b>	<b>135.246</b>

Table 33

### 15.3 Maturity

Período	June 2021	December 2020
1 year	376.104	486.736
2 to 5 years	2.316.360	2.311.643
More than 5 years	675.833	553.995
<b>Total</b>	<b>3.368.297</b>	<b>3.352.374</b>

Table 34

### 15.4 Balance by currency

Currency	June 2021		December 2020	
	Original currency	COP	Original currency	COP
COP	2.822.258	2.822.258	2.848.451	2.848.451
CLP	23.628.133.708	121.968	23.613.795.679	114.009
USD	106.679.501	400.760	107.145.520	367.777
CRC	3.859.219.793	23.311	3.981.120.954	22.137
<b>Total</b>		<b>3.368.297</b>		<b>3.352.374</b>

Table 35

Currency balances are presented, after currency hedging.

To evaluate the sensitivity of financial obligation balances, in relationship to variations in exchange rates, all of the obligations, as of 30<sup>th</sup> June 2021, that are in currencies other than the Colombian peso and that do not have cash flow hedges, are taken. A 10% increase in exchange rates, in reference to the dollar (COP/USD), would generate an increase of \$312, in the final balance.

### 15.5 Interest rates

Changes in interest rates may impact the interest expense, for financial liabilities that are tied to a variable interest rate. For the Group, the interest rate risk is primarily attributable to operational debt, which includes debt securities, the issuance of bank loans, and leases. These are susceptible to changes in base rates, (CPI - IBR- DTF - TAB [Chile] – LIBOR – BCCR [Costa Rica]), that are used to determine the applicable rates on bonds and loans.

## Condensed Consolidated Interim Financial Statements – (Unaudited) Second quarter

The following table shows the structure of the financial risk due to exchange rates:

Rate	June 2021	December 2020
Variable interest rate debt	2.631.815	3.072.950
Fixed interest rate debt	736.482	279.424
<b>Total</b>	<b>3.368.297</b>	<b>3.352.374</b>
<b>Average rate</b>	<b>3,58%</b>	<b>3,59%</b>

Table 36

Rate	June 2021	December 2020
IBR indexed debt	1.985.422	1.582.791
DTF indexed debt	484.677	1.061.781
CPI indexed debt	135.275	135.246
TAB (Chile) indexed debt	-	113.882
LIBOR indexed debt	3.122	157.109
BCCR (Costa Rica) indexed debt	23.319	22.141
<b>Total debt at variable interest rate</b>	<b>2.631.815</b>	<b>3.072.950</b>
Fixed interest rate debt	736.482	279.424
<b>Total debt</b>	<b>3.368.297</b>	<b>3.352.374</b>
<b>Average rate</b>	<b>3,58%</b>	<b>3,59%</b>

Table 37

To provide an idea of the sensitivity of financial expenses to interest rates, an increase of +100bp has been supposed, a scenario in which the annual interest expense, of the Group, would increase by \$26.174.

Following is information on the main reference rates, at the close of the period:

Closing rate	June 2021	December 2020
IPC	3,63%	1,61%
IBR (3 months)	1,88%	1,69%
DTF EA (3 months)	1,91%	1,89%
DTF TA (3 months)	1,89%	1,87%
TAB (3 months)	0,61%	0,25%
LIBOR (3 months)	0,15%	0,24%
BCCR (Costa Rica)	3,20%	3,50%

Table 38

### 15.6 Derivatives and financial hedging instruments

Grupo Nutresa, at certain times, resorts to borrowing in dollars, in order to secure more competitive interest rates, in the market, and uses derivatives to mitigate the risk of the exchange rate, in these operations. These derivatives are designated as accounting hedges, which implies that the fair value measurement of the derivative instrument is recognized as an adjustment, to the amortized cost of the financial obligation, designated as a hedged item. As of June 30<sup>th</sup>, 2021, hedged debt amounted to USD\$0 (December 2020: USD\$12.500.000 and the debt with interest rate hedge amounts to USD \$105.000.000 (December 2020: USD \$ 60,000,000) and COP \$ 196,126 (December 2020: \$ 0).

For interest rate hedges, the accumulated differences between the rates are recognized as a higher or lower value of the interest payable.

Finally, Grupo Nutresa uses financial derivatives to manage and cover the cash flow positions against the US Dollar, in the different geographies, where it operates. These derivatives are not designated as hedge accounting, and are measured at fair value, and are included in the Statement of Financial Position, under the category of "other current assets" and "other current liabilities", respectively.

The Group does not use derivative financial instruments for speculative purposes.

## Condensed Consolidated Interim Financial Statements – (Unaudited) Second quarter

The following is a breakdown of the assets and liabilities from financial derivative instruments:

	June 2021		December 2020	
	Assets	Liabilities	Assets	Liabilities
<b>Hedges</b>				
Fair value of exchange rates on financial obligations	-	-	-	(9.674)
Fair value of interest rate hedge (*)	-	14.216	-	(386)
Fair value of exchange rates on suppliers	-	2.215	-	(3.419)
Fair value of exchange rates on cash flows	80.221	(65.556)	13.954	(42.437)
<b>Total hedges derivatives</b>	<b>80.221</b>	<b>(49.125)</b>	<b>13.954</b>	<b>(55.916)</b>
<b>Non-designated derivatives</b>				
Forwards and options on currency	-	-	-	(23)
Forwards and options on commodities	692	(352)	1.840	(1)
<b>Total non-designated derivatives</b>	<b>692</b>	<b>(352)</b>	<b>1.840</b>	<b>(24)</b>
<b>Total derivative financial instruments</b>	<b>80.913</b>	<b>(49.477)</b>	<b>15.794</b>	<b>(55.940)</b>
<b>Net value of financial derivatives</b>		<b>31.436</b>		<b>(40.146)</b>

Table 39

The valuation of non-designated derivative financial instruments generated a loss in the Income Statement, in the amount of de \$1.544 (December 2020: \$600).

All non-designated derivatives are measured at fair value, on a monthly basis, according to the Black Scholes Model. These items are classified in Level 2 of the hierarchy of fair value, established in IFRS 13.

(\*) Derivatives are valued monthly according to market conditions, increasing or decreasing the asset or liability recognized at the opening of the transaction.

### 15.7 Financial Expenses

The financial expenses recognized in the Income Statement, are as follows:

	Second Quarter		Accumulated to June 30th	
	2021	2020	2021	2020
Loans interest	27.822	48.927	55.572	94.059
Bonds interest	2.397	2.990	4.797	6.077
Interest from financial leases	3	49	6	73
<b>Total interest expenses</b>	<b>30.222</b>	<b>51.966</b>	<b>60.375</b>	<b>100.209</b>
Employee benefits	(86)	3.009	3.719	6.781
Right-of-use financial expenses	14.096	15.124	28.403	30.272
Other financial expenses	10.541	7.903	20.704	17.769
<b>Total financial expenses</b>	<b>54.773</b>	<b>78.002</b>	<b>113.201</b>	<b>155.031</b>

Table 40

## Note 16. RIGHT-OF-USE LIABILITIES

The balances of right-of-use liabilities, are as follows:

	June 2021	December 2020
<b>Balance at January 1st, 2021</b>	<b>874.023</b>	<b>892.555</b>
New contracts (*)	27.234	85.355
Disposals	(7.775)	(24.976)
Interests	28.403	59.060
Exchange translation impact	16.115	9.982
Exchange differences	1.387	3.892
Transfers	-	5.991
Leases forgiveness income	(3.231)	(13.661)
Payments	(79.218)	(144.175)
<b>Balance at June 30th, 2020</b>	<b>856.938</b>	<b>874.023</b>
Current portion	114.611	126.727
Non-current portion	742.327	747.296

Table 41

\* Includes updating of variable lease fees based on an index or a rate.



## Note 17. TRADE AND OTHER ACCOUNTS PAYABLE

The balances of trade and other accounts payable, are as follows:

	June 2021	December 2020
Suppliers	842.636	723.010
Cost and expenses payable	347.516	444.176
Dividends payable (Note 20)	252.744	84.766
Payroll deductions and withholdings	27.396	31.542
<b>Total</b>	<b>1.470.292</b>	<b>1.283.494</b>

Table 42

## Note 18. LIABILITY FOR EMPLOYEE BENEFITS

The balance of liabilities, due to employee benefits, is as follows:

	June 2021	December 2020
<b>Short-term benefits</b>	<b>146.784</b>	<b>120.666</b>
<b>Post-Employment benefits</b>	<b>114.914</b>	<b>129.621</b>
<i>Defined contribution plans</i>	<i>23.365</i>	<i>41.723</i>
<i>Defined benefit plans (Note 18.1)</i>	<i>91.549</i>	<i>87.898</i>
<b>Other long-term benefits (Note 18.2)</b>	<b>139.076</b>	<b>162.990</b>
<b>Total liabilities for employee benefits</b>	<b>400.774</b>	<b>413.277</b>
Current portion	201.788	217.033
Non-current portion	198.986	196.244

Table 43

### 18.1 Pensions and other post-employment benefits

The reconciliation of the movements, of the defined benefit plans, is as follows:

	Pensions	Retroactive severance	Other defined benefit plans	Total
<b>Present value of obligations at January 1st, 2021</b>	<b>18.570</b>	<b>10.885</b>	<b>58.443</b>	<b>87.898</b>
(+) Cost of services	74	165	4.522	4.761
(+) Interest expenses	471	272	2.957	3.700
(+/-) Actuarial gains and/or losses	-	-	(729)	(729)
(-) Contributions to plan fund	-	-	(504)	(504)
(-) Payments	(1.587)	(1.498)	(3.800)	(6.885)
(+/-) Others	-	-	(47)	(47)
(+/-) Difference in exchange rate	100	-	3.255	3.355
<b>Present value of obligations at June 30th, 2021</b>	<b>17.628</b>	<b>9.824</b>	<b>64.097</b>	<b>91.549</b>

Table 44

During the period from January to June 2021, there were no significant changes in the main actuarial assumptions used in the actuarial measurement of other long-term employee benefits.

### 18.2 Other long-term benefits

The following is the reconciliation of movements of other long-term employee benefits:

	Seniority Premium	Other Long- term Benefits	Total
<b>Present value of obligations at January 1st, 2021</b>	<b>89.210</b>	<b>73.780</b>	<b>162.990</b>
(+) Cost of services	3.087	31.535	34.622
(+) Interest expenses	2.711	1.195	3.906
(+/-) Actuarial gains and/or losses	(2.589)	(1.827)	(4.416)
(+/-) Others	23	63	86
(-) Payments	(6.734)	(52.574)	(59.308)
(+/-) Difference in exchange rate	17	1.179	1.196
<b>Present value of obligations at June 30th, 2021</b>	<b>85.725</b>	<b>53.351</b>	<b>139.076</b>

Table 45

### 18.3 Expenses for employee benefits

The amounts recognized, as expenses for employee benefits, were:

	Accumulated to June 30th	
	2021	2020
<b>Short-term benefits</b>	<b>806.929</b>	<b>781.476</b>
<b>Post-Employment benefits</b>	<b>74.337</b>	<b>70.048</b>
Defined contribution plans	69.576	65.333
Defined benefit plans	4.761	4.715
<b>Other long-term employee benefits</b>	<b>34.094</b>	<b>27.548</b>
Termination benefits	12.863	8.850
<b>Total</b>	<b>928.223</b>	<b>887.922</b>

Table 46

## Note 19. PROVISIONS

Balance for provisions are as follows:

	June 2021	December 2020
Restoration and dismantling	5.959	5.909
Legal contingencies	3.232	3.234
Prizes and incentives	224	216
<b>Total</b>	<b>9.415</b>	<b>9.359</b>
Current portion	3.456	3.450
Non-current portion	5.959	5.909

Table 47

**Legal contingencies:** provisions for legal processes are recognized to meet the probable losses estimated against Grupo Nutresa due to labor, civil, administrative and regulatory litigation, which are calculated based on the best estimate of the disbursement required to cancel the obligation to the date of preparation of the financial statements. Taking into consideration the reports of the legal advisors, the Administration considers that said litigation will not significantly affect the financial situation or the solvency of the Group, even in the event of an unfavorable conclusion of any of them. As of June 30, 2021 and December 31, 2020, there are no relevant judicial processes that must be disclosed in the financial statements.

**Incentives:** corresponds to the recognition plans for the management and innovation of the employees and the sales force.

#### Contingent assets and liabilities

No contingent assets and liabilities are identified that are qualitatively or quantitatively material and that must be disclosed in the financial statements as of June 30, 2021.

## Note 20. DISTRIBUTION OF DIVIDENDS

The ordinary Shareholders of Grupo Nutresa S.A., at the meeting, held on March 23, 2021, declared ordinary share dividends of \$58,50 pesos per-share and per-month, equivalent to a \$702 pesos annually per share (2020: \$649,20 annually per share), over 460.123.458 outstanding shares, during the months from April 2021 to March 2022, inclusive, for a total of \$323.006 (2020: – \$298.712). In addition, dividends were issued to non-controlling interest of Setas de Colombia S.A., Helados Bon S.A. y Productos Naturela S.A.S. \$1.019 (2020: \$4.522).

This dividend was declared, taken from untaxed income 2020 \$297.553, and untaxed income 2019 \$25.454

Among first semester of 2021, dividends were paid in the amount of \$155.369 (2020: \$147.823).

As of June 30<sup>th</sup>, 2021, accounts payable, pending, are \$252.744 (December 2020: \$ 84.766).

#### Shares Buyback

During The ordinary Shareholders of Grupo Nutresa in 2020, the shares buyback project was approved for the next three years for \$300.000, in order to deliver part of the value generated by the company to all shareholders.

In the second quarter of 2021, the project began, where 1.183.888 shares of the Group were acquired, for \$ 26.125, and \$ 677 of dividends from the reacquired shares were recognized in the reserves.

## Condensed Consolidated Interim Financial Statements – (Unaudited) Second quarter

The number of outstanding shares is presented below:

# Shares outstanding initial balance	Shares buyback	# Shares outstanding final balance
460.123.458	1.183.888	458.939.570

Table 48

## Note 21. EXPENDITURE BY NATURE

Below is a detailed breakdown of cost and expenditures, by nature, for the period:

	Second Quarter		Accumulated to June 30th	
	2021	2020	2021	2020
Inventory consumption and other costs	1.342.056	1.139.949	2.611.825	2.281.292
Employee benefits (Note 18.3)	472.148	445.577	928.223	887.922
Other services <sup>(1)</sup>	281.608	211.753	522.870	419.275
Other expenses <sup>(2)</sup>	113.513	133.784	228.061	265.870
Transport services	114.147	105.212	219.343	203.157
Depreciation and amortization <sup>(*)</sup>	69.731	71.473	140.684	143.104
Seasonal services	47.826	41.289	93.450	83.382
Energy and gas	47.203	43.825	90.803	86.293
Advertising material	33.725	23.104	68.909	53.973
Right-of-use depreciation <sup>(*)</sup>	31.787	31.324	62.716	61.914
Manufacturing services	31.534	55.713	54.990	110.216
Maintenance	33.484	25.653	58.695	51.348
Taxes other than income tax	21.210	17.605	43.918	36.990
Leases	15.864	6.052	30.889	20.896
Fees	24.574	18.182	44.610	39.570
Insurance	12.533	11.592	24.513	22.088
Impairment of assets	7.767	6.755	15.371	11.836
<b>Total</b>	<b>2.700.710</b>	<b>2.388.842</b>	<b>5.239.870</b>	<b>4.779.126</b>

Table 49

- (1) Other services include marketing, cleaning and surveillance, shelving and displays, food, public services, commercial plan of action, software, and storage.
- (2) Other expenses include spare parts, travel expenses, containers and packaging, fuels and lubricants, contributions and affiliations, commissions, taxis and buses, building supplies, stationery and office supplies, cleaning and laboratory supplies, legal expenses and licenses and prizes.
- (\*) Expenses for depreciation and amortization, impacted profit and loss, for the period, is as follows:

	Second Quarter		Accumulated to June 30th	
	2021	2020	2021	2020
Cost of sales	41.976	42.511	84.258	85.071
Sales expenses	52.522	52.499	105.351	104.946
Administrative expenses	5.464	5.773	10.843	11.235
Production expenses	1.556	2.014	2.948	3.766
<b>Total</b>	<b>101.518</b>	<b>102.797</b>	<b>203.400</b>	<b>205.018</b>

Table 50

## Note 22. OTHER OPERATING INCOME (EXPENSES), NET

The following is a breakdown of other operating income (expenses), net:

	Second Quarter		Accumulated to June 30th	
	2021	2020	2021	2020
Government grants <sup>(1)</sup>	2.515	-	2.534	-
Leases forgiveness income	1.652	-	3.231	-
Indemnities and recuperations	1.099	1.393	3.549	4.856
Disposal and removal of right-of-use assets	367	223	668	515
Other income and expenses	953	153	1.239	299
Disposal and removal of property, plant and equipment and intangibles	(200)	(213)	(209)	(983)
Fines, penalties, litigation, and legal processes	(293)	(2.312)	(440)	(3.016)
Donations <sup>(2)</sup>	(3.496)	(9.175)	(4.166)	(10.172)
<b>Total</b>	<b>2.597</b>	<b>(9.931)</b>	<b>6.406</b>	<b>(8.501)</b>

Table 51

- (1) In second quarter of 2021 corresponds a grant received from DCOA Development Corp Of Abilene, generated by the purchase of a building; the entity that will forgive USD 2,000,000 to the extent that the agreed conditions are met.
- (2) The worldwide pandemic throughout 2020, had left millions of families without an employ, without business, lowering the level of incomes significantly, for that reason Grupo Nutresa contributed to the fight against this pandemic, by donating products and money to the low income families in each of the geographies in which it operates.

## Note 23. EXCHANGE RATE VARIATION IMPACT

### 23.1 Reserves for translation of foreign business

The consolidated financial statements of Grupo Nutresa include foreign subsidiaries, located primarily in Chile, Costa Rica, Mexico, Peru, Panama, the United States and other Latin American countries, which represent 36,61% y el 34,69% of total consolidated assets in 2021 and 2020, respectively. The financial statements of these subsidiaries are translated into Colombian pesos in accordance with the accounting policies of Grupo Nutresa.

Below is the impact of foreign exchange rates on the translation of assets, liabilities and results of foreign subsidiaries recognized in other comprehensive income:

		Second Quarter		Accumulated to June 30th	
		2021	2020	2021	2020
Chile	CLP	(6.226)	(77.167)	136.860	78.654
Costa Rica	CRC	(3.043)	(49.831)	53.210	76.781
United States	USD	2.113	(30.874)	33.742	48.407
Mexico	MXN	11.777	(7.632)	24.941	(17.135)
Peru	PEN	(11.787)	(38.050)	3.274	26.427
Panama	PAB	689	(10.340)	11.528	15.998
Others		572	(8.741)	8.675	8.858
<b>Impact of exchange translation for the period</b>		<b>(5.905)</b>	<b>(222.635)</b>	<b>272.230</b>	<b>237.990</b>
Reserves for exchange translation, at beginning of the period		1.032.333	1.050.057	754.198	589.432
<b>Reserves for exchange translation at the end of the period</b>		<b>1.026.428</b>	<b>827.422</b>	<b>1.026.428</b>	<b>827.422</b>

Table 52

The translation of Financial Statements in the preparation of the Consolidated Financial Statements does not generate a tax impact.

The accumulated translation differences are reclassified to current earnings, partially or totally, when the operation is available abroad.

## 23.2 Exchange rate differences on foreign currency transactions

The differences in exchange rates of assets and liabilities, recognized in profit and loss, are as follows:

	Second Quarter		Accumulated to June 30th	
	2021	2020	2021	2020
Realized	6.216	715	3.536	4.149
Unrealized	(20)	12.812	(4.751)	(4.460)
<b>Operating exchange differences (*)</b>	<b>6.196</b>	<b>13.527</b>	<b>(1.215)</b>	<b>(311)</b>
<b>Non-operating exchange differences</b>	<b>(21)</b>	<b>(16.514)</b>	<b>5.651</b>	<b>(121)</b>
<b>Total income (expenses) from exchange differences</b>	<b>6.175</b>	<b>(2.987)</b>	<b>4.436</b>	<b>(432)</b>

Table 53

(\*) The difference in operating exchange rate is distributed among clients \$8.786 (2020: \$13.038), suppliers \$-9.709 (2020: \$-25.328), raw materials \$1.670 (2020: \$258) and cash flow hedges \$-1.962 (2020: \$11.721).

Note 15.6 discloses the information related to hedging operations that have an impact on profits / losses due to exchange differences.

## Note 24. EVENTS AT THE END OF THE QUARTER

Grupo Nutresa, in accordance with what was announced to the market on May 18, has completed the closing of the acquisition process of 100% of the shares of Belina Nutrición Animal S. A., Belina Importaciones e Innovaciones Dos Mil S. A. and Industrial Belina Montes de Oro S. A., consequently, as of July 2021, the Group has taken control over them.

The cocoa fund for the future was liquidated, which had been established by Compañía Nacional de Chocolates SAS with the collaboration of BTG Pactual SA (fund manager) and Cooperativa Ecococo (Technical Assistant), said liquidation took place on the day of July 12, 2021 after holding an extraordinary meeting of its shareholders. The cocoa fund was established on November 11, 2010 in order to provide its investors with a long-term investment instrument, of moderate or high risk, and its investment strategy was focused on cocoa crops or companies and / or specialized entities with experience in the cultivation and commercialization of cocoa. As established in the regulations, upon liquidation of the Fund, the rights in favor of Investors may be canceled through the distribution in kind of the Fund's assets in proportion to their participation and up to the concurrence of all the assets that comprise it.

These Condensed Consolidated Interim Financial were authorized for issuance, by the Board of Grupo Nutresa, on July 30<sup>th</sup>, 2021. There are no significant events after the closing of the Financial Statements, and up until the date of its approval, that might significantly impact Grupo Nutresa's Financial Position, reflected in these Consolidated Financial Statements at closing, June 30<sup>th</sup>, 2021.